

December 1995

FORMER SOVIET UNION

Information on U.S. Bilateral Program Funding





United States
General Accounting Office
Washington, D.C. 20548

National Security and
International Affairs Division

B-265948

December 15, 1995

The Honorable John Kasich
Chairman
The Honorable Martin Sabo
Ranking Minority Member
Committee on the Budget
House of Representatives

The Honorable Benjamin A. Gilman
Chairman
The Honorable Lee H. Hamilton
Ranking Minority Member
Committee on International Relations
House of Representatives

The Honorable Sonny Callahan
Chairman
The Honorable Charles Wilson
Ranking Minority Member
Subcommittee on Foreign Operations,
Export Financing, and Related Programs
Committee on Appropriations
House of Representatives

The Honorable Edward R. Royce
House of Representatives

This report provides financial information on U.S. bilateral programs with the newly independent states of the former Soviet Union (FSU) from fiscal year 1990 through December 1994 to help them make the transition to democratic societies with market economies.¹ Specifically, it provides information on (1) the amount of funds obligated and expended; (2) the amount of credits provided, including subsidy costs;² and (3) the appropriation source and budget function for these funds. We have categorized this information by (1) agency, (2) recipient country, and (3) programmatic sector.

¹The newly independent states of the FSU are Armenia, Azerbaijan, Belarus, Georgia, Kazakhstan, Kyrgyzstan, Moldova, Russia, Tajikistan, Turkmenistan, Ukraine, and Uzbekistan.

²The credit subsidy cost is the estimated long-term cost to the U.S. government of a direct loan or loan guarantee, calculated on a net present value basis.

Background

The United States began providing limited assistance to the Soviet Union in December 1990 to support the reform effort and then increased assistance after the Soviet Union dissolved in December 1991. In October 1992, the Freedom for Russia and Emerging Eurasian Democracies and Open Markets Support Act of 1992 (P.L. 102-511), commonly known as the Freedom Support Act, was enacted. It further increased assistance to the FSU and established a multiagency approach for providing assistance.

In 1991, Congress authorized the Department of Defense (DOD) to establish a Cooperative Threat Reduction (CTR) program to help FSU states (1) destroy weapons of mass destruction, (2) store and transport those weapons in connection with their destruction, and (3) reduce the risk of proliferation. Subsequently, Congress added other objectives, including promoting defense conversion.

Other agencies, such as the National Aeronautics and Space Administration (NASA), the Departments of Agriculture, Commerce, Energy, Health and Human Services, and State, also implement programs in the FSU with funds not specifically appropriated for the FSU programs.

Results in Brief

From fiscal year 1990 through December 31, 1994, U.S. departments and agencies obligated \$5.4 billion and expended \$3.5 billion for grant technical assistance, exchange programs, training, food and commodity donations, mutually beneficial science and technology projects, and support of joint space efforts. The U.S. government also provided about \$10 billion in credit for bilateral loans, loan guarantees, and insurance.

During this same period, 23 departments and independent agencies implemented 215 programs in the FSU.³ However, three agencies, the U.S. Agency for International Development (USAID), the Department of Agriculture (USDA), and DOD implemented the large majority of noncredit programs. USDA also funded the largest portion of credit/insurance programs.

Most of the funding for U.S. programs came from budget accounts in the international affairs, defense, and agriculture budget functions. However, funds also came from eight other budget functions.

³Twenty agencies implemented only noncredit programs, 1 agency implemented only credit/insurance programs, and 2 agencies implemented both kinds of programs.

The U.S. agencies implemented programs in all 12 of the FSU countries. Nearly half of all U.S. expenditures were for programs with Russia. However, when measured on a per capita basis, Armenia, Georgia, and Kyrgyzstan received more than the other countries.

U.S. programs involved a wide diversity of program areas. About two-thirds of the total obligations were for food aid, private sector development, emergency humanitarian assistance, disposition of weapons of mass destruction, and democratic reform. The remaining funding was in 13 other program areas.

Appendix I presents additional information on the entire U.S. bilateral program with the FSU. Appendix II provides brief descriptions of all 215 programs implemented by 23 U.S. departments and independent agencies.

Agency Comments

All 23 agencies we collected information from were provided an opportunity to comment on a draft of this report. None of the agencies disagreed with the report. Some offered minor technical or editorial corrections, which we have incorporated in the report.

Scope and Methodology

Our review included all U.S. bilateral programs involving the FSU for the period fiscal year 1990 through December 1994. Previously, we reported on program coordination and financial information for U.S. bilateral grant, donation, and credit programs for fiscal years 1990 through 1993.⁴ Using our earlier work, we identified 23 departments and independent agencies with programs in the FSU. Several departments and agencies had more than one organization within the department or agency that implemented these programs.

We used a data collection instrument to collect the financial and programmatic information for this report and believe that we captured a large majority of the programs implemented from fiscal year 1990 through December 1994. However some agencies were unable to state definitively they had identified and provided us information on all agency programs and projects. We did not verify the accuracy and completeness of the information provided to us.

⁴Former Soviet Union: U.S. Bilateral Program Lacks Effective Coordination (GAO/NSIAD-95-10, Feb. 7, 1995). Our update of this report addresses improvements in the executive branch's coordination of U.S. bilateral programs in the FSU (Former Soviet Union: An Update on Coordination of U.S. Assistance and Economic Cooperation Programs (GAO/NSIAD-96-16)).

Obligation figures in the report represent binding agreements, such as orders placed or contracts awarded, that will require payment immediately or in the future. The definitions for expenditures used by agencies responding to our inquiry varied from agency to agency. Expenditure was generally used to mean the issuance of checks, disbursement of cash, or other liquidation of an obligation. For example, the Defense Nuclear Agency reported expenditures as being disbursements. However, other agencies, such as the Europe-Newly Independent States (NIS) Bureau at USAID included accruals—amounts due to be paid—in its expenditure figures.

Significant amounts of funds were appropriated to one department or agency but spent by another. To avoid double counting, we asked agencies not to report obligation and expenditure information for funds transferred to other agencies. We also cross-checked funding transfer information from agencies where funds started with information from agencies that received the funds. In instances where funds were transferred between agencies, the figures in our report show obligations and expenditures as reported by the agency that received the funds.

In some cases, more than one department or agency was responsible for implementing portions of the same program. In those instances, we showed how much each agency spent on their portion of the program, regardless of where the funds were initially appropriated. For example, DOD funds transferred to the Department of Energy (DOE) for fissile material storage facility design are reported as DOE obligations and expenditures. However, DOD funds that DOD spent itself for the same program are reported as DOD obligations and expenditures.

To determine the Office of Management and Budget's (OMB) budget function classification for agency programs, we asked agencies to provide the appropriation source used to finance their programs. We then assigned OMB budget function classifications to the appropriation sources, based on our knowledge about the purposes of each program and budget account descriptions in the U.S. budget.

We captured only program costs. We did not ask agencies to provide salary and overhead costs involved in implementing programs, except in those instances where overhead and/or salary costs were billed to another agency as part of an interagency agreement. We also did not attempt to capture the cost of official visits related to the conduct of diplomacy or Gore-Chernomyrdin activities.

Our information does not include U.S. annual contributions to multinational organizations, such as the World Bank or North Atlantic Treaty Organization, that subsequently provided financing or funded programs, such as the multilateral component of the Partnership for Peace, for the FSU. We did capture U.S. payments to multinational organizations that specifically supported U.S. bilateral programs. For example, our data includes USAID funding for the European Bank for Reconstruction and Development's efforts to rehabilitate gas production.

We conducted our review from March 1995 through August 1995 in accordance with generally accepted government auditing standards. Copies of the databases and spreadsheets used to generate the financial information in this report are available upon request.

We are sending copies of this report to the Secretaries of State, Defense, and Agriculture; the Administrator, Agency for International Development; and the Director, OMB. Copies will also be made available to others on request. Please contact me at (202) 512-4128 if you or your staff have any questions concerning this report. Major contributors to this report are listed in appendix III.



Harold J. Johnson, Director
International Affairs Issues

Contents

Letter		1
Appendix I		14
Programwide	Noncredit Programs	14
Information	Credit/Insurance Programs	23
Appendix II		28
Agency Specific	USAID	29
Information	USDA	36
	DOD	43
	NASA	51
	DOE	57
	USIA	66
	Department of State	74
	Peace Corps	79
	TDA	82
	HHS	85
	Department of Commerce	90
	Department of the Treasury	95
	Department of the Interior	99
	NRC	102
	NSF	106
	EPA	109
	OPIC	114
	DOT	117
	ACDA	121
	CRS	124
	Department of Justice	126
	SEC	130
	Eximbank	131
Appendix III		133
Major Contributors to		
This Report		
Related GAO Products		136

Tables

Table I.1: Obligations and Expenditures for All Agencies, All Noncredit Programs by OMB Budget Function Classification and Donations	17
Table I.2: Obligations and Expenditures by Implementing Agency for Noncredit Programs	19
Table I.3: Obligations and Expenditures by Implementing Agency for Noncredit Programs, Excluding DOD and USAID Funds	20
Table I.4: Expenditures by Country, Noncredit Programs	21
Table I.5: Per Capita Expenditures by Country, Noncredit Programs	22
Table I.6: Obligations and Expenditures by Program Area, Noncredit Programs	23
Table I.7: U.S. Bilateral Credit/Insurance Programs with the FSU by Agency	25
Table I.8: Face Value of Credit/Insurance Agreements by Country	26
Table I.9: Definition of Face Value by Program	27
Table II.1: USAID Noncredit Program Obligations and Expenditures by Program	31
Table II.2: USDA Noncredit Program Obligations and Expenditures by Program	39
Table II.3: USDA Credit Programs' Face Value and Subsidy Cost	42
Table II.4: DOD Noncredit Program Obligations and Expenditures by Program	46
Table II.5: NASA Noncredit Program Obligations and Expenditures by Program	53
Table II.6: DOE Noncredit Program Obligations and Expenditures by Program	60
Table II.7: USIA Noncredit Program Obligations and Expenditures by Program	68
Table II.8: State Department Noncredit Program Obligations and Expenditures by Program	76
Table II.9: Peace Corps Noncredit Program Obligations and Expenditures by Program	80
Table II.10: TDA Noncredit Program Obligations and Expenditures by Program	83
Table II.11: HHS Noncredit Program Obligations and Expenditures by Program	87
Table II.12: Commerce Noncredit Program Obligations and Expenditures by Program	92
Table II.13: Treasury Noncredit Program Obligations and Expenditures by Program	97

Table II.14: Interior Noncredit Program Obligations and Expenditures by Program	100
Table II.15: NRC Noncredit Program Obligations and Expenditures by Program	104
Table II.16: NSF Noncredit Program Obligations and Expenditures by Program	108
Table II.17: EPA Noncredit Program Obligations and Expenditures by Program	111
Table II.18: OPIC Noncredit Program Obligations and Expenditures by Program	115
Table II.19: OPIC Credit/Insurance Programs' Face Value and Subsidy Cost by Program	115
Table II.20: DOT Noncredit Program Obligations and Expenditures by Program	119
Table II.21: ACDA Noncredit Program Obligations and Expenditures by Program	123
Table II.22: CRS Noncredit Program Obligations and Expenditures by Program	125
Table II.23: Justice Noncredit Program Obligations and Expenditures by Program	128
Table II.24: SEC Noncredit Program Obligations and Expenditures by Program	131
Table II.25: Eximbank Credit/Insurance Programs' Face Value and Subsidy Cost by Program	131

Figures

Figure I.1: Obligations and Expenditures for All Agencies, All Noncredit Programs	15
Figure I.2: OMB Budget Function Classifications and Donations for Fiscal Year 1990 Through December 31, 1994, Obligations for U.S. Bilateral Noncredit Programs	18
Figure I.3: Face Value and Subsidy Cost for U.S. Bilateral Credit/Insurance Programs	24
Figure II.1: Obligations and Expenditures for USAID-Implemented Noncredit Programs	29
Figure II.2: Appropriation Sources for USAID-Implemented Noncredit Obligations	30
Figure II.3: Obligations and Expenditures for USDA-Implemented Noncredit Programs	36
Figure II.4: Appropriation Sources for USDA-Implemented Noncredit Obligations	37

Figure II.5: OMB Budget Function Classification and Donations for USDA-Implemented Noncredit Obligations	38
Figure II.6: Obligations and Expenditures for DOD-Implemented Noncredit Programs	43
Figure II.7: Appropriation Sources for DOD-Implemented Noncredit Obligations	44
Figure II.8: OMB Budget Function Classifications and Donations for DOD-Implemented Noncredit Obligations	45
Figure II.9: Obligations and Expenditures for NASA-Implemented Noncredit Programs	51
Figure II.10: OMB Budget Function Classifications for NASA-Implemented Noncredit Obligations	52
Figure II.11: Obligations and Expenditures for DOE-Implemented Noncredit Programs	57
Figure II.12: Appropriation Sources for DOE-Implemented Noncredit Obligations	58
Figure II.13: OMB Budget Function Classifications for DOE-Implemented Noncredit Obligations	59
Figure II.14: Obligations and Expenditures for USIA-Implemented Noncredit Programs	66
Figure II.15: Appropriation Sources for USIA-Implemented Noncredit Obligations	67
Figure II.16: Obligations and Expenditures for State-Implemented Noncredit Programs	74
Figure II.17: Appropriation Sources for State-Implemented Noncredit Obligations	75
Figure II.18: OMB Budget Function Classifications for State-Implemented Noncredit Obligations	76
Figure II.19: Obligations and Expenditures for Peace Corps-Implemented Noncredit Programs	79
Figure II.20: Appropriation Sources for Peace Corps-Implemented Noncredit Obligations	80
Figure II.21: Obligations and Expenditures for TDA-Implemented Noncredit Programs	82
Figure II.22: Appropriation Sources for TDA-Implemented Noncredit Obligations	83
Figure II.23: Obligations and Expenditures for HHS-Implemented Noncredit Programs	85
Figure II.24: Appropriation Sources for HHS-Implemented Noncredit Obligations	86

Figure II.25: OMB Budget Function Classifications for HHS-Implemented Noncredit Obligations	87
Figure II.26: Obligations and Expenditures for Commerce-Implemented Noncredit Programs	90
Figure II.27: Appropriation Sources for Commerce-Implemented Noncredit Obligations	91
Figure II.28: OMB Budget Function Classifications for Commerce-Implemented Noncredit Obligations	92
Figure II.29: Obligations and Expenditures for Treasury-Implemented Noncredit Programs	95
Figure II.30: Appropriation Sources for Treasury-Implemented Noncredit Obligations	96
Figure II.31: OMB Budget Function Classifications for Treasury-Implemented Noncredit Obligations	97
Figure II.32: Obligations and Expenditures for Interior-Implemented Noncredit Programs	99
Figure II.33: Appropriation Sources for Interior-Implemented Noncredit Obligations	100
Figure II.34: Obligations and Expenditures for NRC-Implemented Noncredit Programs	102
Figure II.35: Appropriation Sources for NRC-Implemented Noncredit Obligations	103
Figure II.36: OMB Budget Function Classifications for NRC-Implemented Noncredit Obligations	104
Figure II.37: Obligations and Expenditures for NSF-Implemented Noncredit Programs	106
Figure II.38: Appropriation Sources for NSF-Implemented Noncredit Obligations	107
Figure II.39: OMB Budget Function Classifications for NSF-Implemented Noncredit Obligations	108
Figure II.40: Obligations and Expenditures for EPA-Implemented Noncredit Programs	109
Figure II.41: Appropriation Sources for EPA-Implemented Noncredit Obligations	110
Figure II.42: OMB Budget Function Classifications for EPA-Implemented Noncredit Obligations	111
Figure II.43: Obligations and Expenditures for OPIC-Implemented Noncredit Programs	114
Figure II.44: Obligations and Expenditures for DOT-Implemented Noncredit Programs	117

Figure II.45: Appropriation Sources for DOT-Implemented Noncredit Obligations	118
Figure II.46: OMB Budget Function Classifications for DOT-Implemented Noncredit Obligations	119
Figure II.47: Obligations and Expenditures for ACDA-Implemented Noncredit Programs	121
Figure II.48: Appropriation Sources for ACDA-Implemented Noncredit Obligations	122
Figure II.49: OMB Budget Function Classifications for ACDA-Implemented Noncredit Obligations	123
Figure II.50: Obligations and Expenditures for CRS-Implemented Noncredit Programs	124
Figure II.51: Obligations and Expenditures for Justice-Implemented Noncredit Programs	126
Figure II.52: Appropriation Sources for Justice-Implemented Noncredit Obligations	127
Figure II.53: OMB Budget Function Classifications for Justice-Implemented Noncredit Obligations	128
Figure II.54: Obligations and Expenditures for SEC-Implemented Noncredit Programs	130

Abbreviations

ACDA	Arms Control and Disarmament Agency
CRS	Congressional Research Service
CTR	Cooperative Threat Reduction
DOD	Department of Defense
DOE	Department of Energy
DOT	Department of Transportation
EPA	Environmental Protection Agency
FSU	former Soviet Union
HHS	Department of Health and Human Services
NASA	National Aeronautics and Space Administration
NATO	North Atlantic Treaty Organization
NIS	Newly Independent States
NRC	Nuclear Regulatory Commission
NSF	National Science Foundation
OMB	Office of Management and Budget
OPIC	Overseas Private Investment Corporation
SEC	Securities and Exchange Commission
TDA	Trade and Development Agency
USAID	U.S. Agency for International Development
USDA	U.S. Department of Agriculture
USIA	U.S. Information Agency

Programwide Information

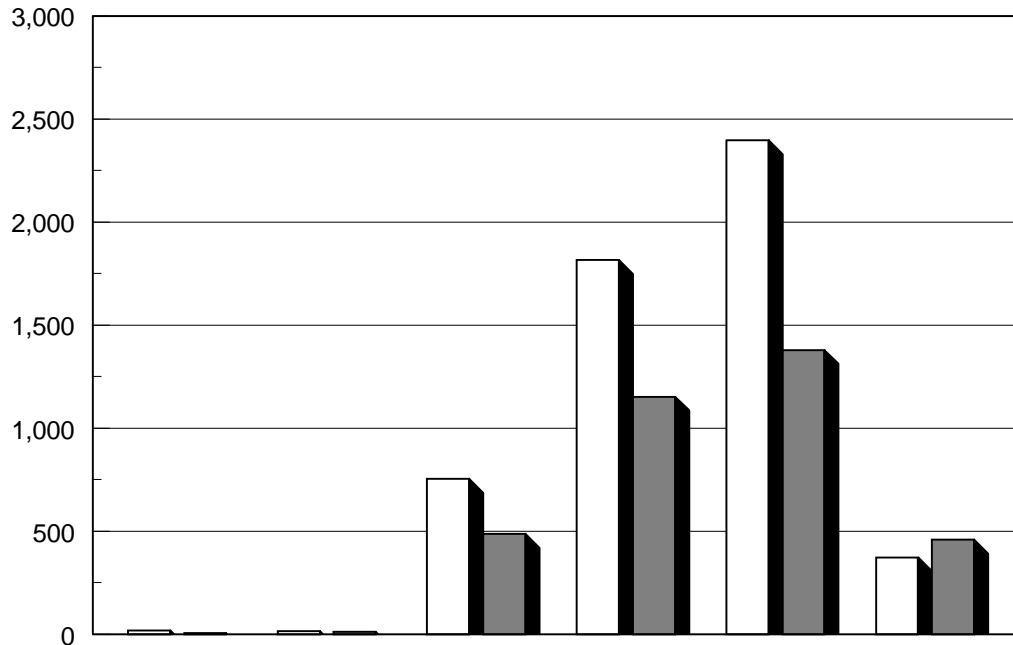
U.S. bilateral programs generally can be categorized as noncredit and credit/insurance programs. Noncredit programs include technical assistance, exchanges and training, food and commodity donations, science and technological programs, and support for joint space efforts. Credit/insurance programs include loan, loan guarantees, and insurance.

Noncredit Programs

From fiscal year 1990 through December 31, 1994, the U.S. government obligated \$5.4 billion and expended \$3.5 billion for bilateral, noncredit programs with the former Soviet Union (FSU). (See figure I.1.)

**Appendix I
Programwide Information**

Figure I.1: Obligations and Expenditures for All Agencies, All Noncredit Programs (Fiscal Year 1990 Through December 31, 1994)(Dollars in millions)



Fiscal year	1990	1991	1992	1993	1994	1stQ 95
Obligations	\$19	\$15	\$753	\$1,816	\$2,396	\$372
Expenditures	\$4	\$11	\$486	\$1,152	\$1,379	\$458

Total Obligations: \$5,371
Total Expenditures: \$3,490

Note 1: The totals in figure I.1 include both obligations made against budget authority specifically appropriated for FSU programs as well as funds appropriated not specifically for those countries.

Note 2: Obligations represent binding agreements, such as orders placed or contracts awarded, that will require payment immediately or in the future. The definitions for expenditure used by agencies responding to our inquiry varied from agency to agency. Expenditure was generally used to mean the issuance of checks, disbursement of cash, or other liquidation of an obligation. For example, the Defense Nuclear Agency at the Department of Defense (DOD) reported expenditures as being disbursements. However, other agencies, such as the Europe-Newly Independent States (NIS) Bureau at the U.S. Agency for International Development (USAID) included accruals—amounts due to be paid—in their expenditure figures.

Funding for programs with the FSU came from a variety of accounts within different budget functional classifications.¹ Programs authorized under the Freedom Support Act were classified in the international affairs function,² whereas the Cooperative Threat Reduction (CTR) program funding was from the national defense function.³ Other programs were classified under other functions, but generally to a much lesser extent.

Although the funding for noncredit programs came from a wide variety of sources, about 82 percent of obligations came from the budget accounts coded against international affairs, defense, or agriculture budget functions and about 12 percent represents the estimated value of donated commodities that came from excess U.S. government stock. Donations, such as medical supplies and agricultural commodities from domestic price support programs, were originally purchased with funds from accounts coded against the defense and agriculture budget functions. The remaining funds were classified under other budget functions, including general science, energy, and health. (See table I.1.)

¹The U.S. government's budget is divided into 17 broad functional areas to provide for analyzing and understanding the budget. The budget functional classification system is a way of grouping budgetary resources so that federal spending can be presented according to the national needs being addressed. The budget functional classifications are summarized in the U.S. government's annual budget. For a description of the system see *A Glossary of Terms Used in the Federal Budget Process: Exposure Draft* (GAO/AFMD-2.1.1, Jan., 1993).

²During fiscal years 1992 through 1995, Congress appropriated a net amount of \$3.67 billion under the Freedom Support Act authority. This figure includes a \$55-million fiscal year 1994 rescission.

³The net congressional funding for CTR during fiscal years 1992 to 1995 totaled \$1.232 billion. Congress authorized \$400 million in transfer authority for the program in fiscal years 1992 and 1993 and appropriated \$400 million in fiscal years 1994 and 1995. However, \$348 million worth of funds expired or lost transfer authority. Congress canceled an additional \$20 million through a fiscal year 1995 rescission.

**Appendix I
Programwide Information**

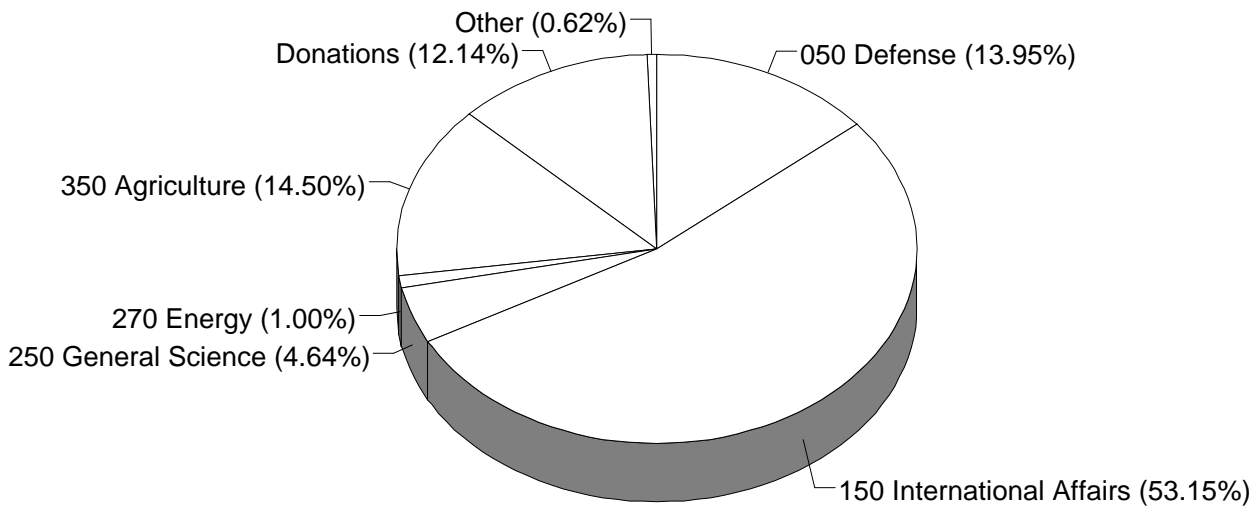
Table I.1: Obligations and Expenditures for All Agencies, All Noncredit Programs by OMB Budget Function Classification and Donations (Fiscal Year 1990 Through December 31, 1994)

Dollars in thousands		
OMB budget function classification ^a	Obligations	Expenditures
050 Defense	\$749,124	\$374,052
150 International Affairs	2,854,879	1,543,387
250 General Science	249,370	128,263
270 Energy	53,787	28,881
300 Natural Resources	2,602	2,450
350 Agriculture	778,600	687,230
370 Commerce	1,500	64
400 Transportation	9,056	5,957
550 Health	19,763	19,724
750 Justice	119	119
800 General Government	14	14
Value of donated commodities	652,150 ^b	699,527 ^b
Total	\$5,370,964	\$3,489,668

^aTo determine the Office of Management and Budget's (OMB) budget function classification for agency programs, we asked agencies to provide the appropriation source used to finance their programs. We then assigned OMB budget function classifications to the appropriation sources, based on our knowledge about the purposes of each program and budget account descriptions in the U.S. budget.

^bFor donations, obligations represent the estimated value of signed donation agreements plus estimated transportation costs. Expenditures are the estimated values of donated commodities actually shipped plus the transportation costs incurred. Expenditures are shown greater than obligations because of increases in commodity prices between the time the agreements were signed and when the commodity was actually shipped.

Figure I.2: OMB Budget Function Classifications and Donations for Fiscal Year 1990 Through December 31, 1994, Obligations for U.S. Bilateral Noncredit Programs



We identified 23 departments and independent agencies that had programs with countries of the FSU; however, the majority of obligations were implemented by three agencies—USAID, U.S. Department of Agriculture (USDA), and DOD. These agencies directly implemented about 83 percent of total obligations for the noncredit portion of the U.S. program. (See table I.2.)

**Appendix I
Programwide Information**

Table I.2: Obligations and Expenditures by Implementing Agency for Noncredit Programs (Fiscal Year 1990 Through December 31, 1994)

Dollars in thousands

Agency	Obligations	Percent of total obligations	Expenditures	Percent of obligations expended
USAID	\$1,983,051	36.92	\$851,391	42.93
USDA	1,638,660	30.51	1,577,006	96.24
DOD	823,282	15.33	482,772	58.64
National Aeronautics and Space Administration (NASA)	235,296	4.38	117,830	50.08
Department of Energy (DOE)	231,035	4.30	122,535	53.04
U.S. Information Agency (USIA)	219,326	4.08	162,427	74.06
Department of State	83,751	1.56	70,848	84.59
Peace Corps	33,813	0.63	32,908	97.32
Trade and Development Agency (TDA)	31,274	0.58	11,447	36.60
Department of Health and Human Services (HHS)	23,512	0.44	22,629	96.24
Department of Commerce	22,796	0.42	9,020	39.57
Treasury Department	11,095	0.21	6,006	54.13
Department of Interior	8,397	0.16	2,118	25.22
Nuclear Regulatory Commission (NRC)	6,950	0.13	4,142	59.60
National Science Foundation (NSF)	6,377	0.12	6,377	100.00
Environmental Protection Agency (EPA)	6,145	0.11	5,682	92.47
Overseas Private Investment Corporation (OPIC)	2,814	0.05	1,881	66.84
Department of Transportation (DOT)	1,407	0.03	1,229	87.35
Arms Control and Disarmament Agency (ACDA)	814	0.02	598	73.46
Congressional Research Service (CRS)	721	0.01	375	52.01
Department of Justice	414	0.01	414	100.00
Securities and Exchange Commission (SEC)	34	0.00	33	97.06
TOTAL	\$5,370,964	100.00	\$3,489,668	64.97

Note: The figures in this table represent which agency expended the funds. For funds transferred between agencies, we used the recipient agency's data for obligations and expenditures.

Table I.3 shows the amount of funds implemented by various agencies, excluding those funds originally appropriated to USAID or DOD. In most cases, this means that the funds came from the agency's own appropriation. However, there were some instances of small transfers between agencies.

**Appendix I
Programwide Information**

Table I.3: Obligations and Expenditures by Implementing Agency for Noncredit Programs, Excluding DOD and USAID Funds (Fiscal Year 1990 Through December 31, 1994)

Dollars in thousands			
Agency	Obligations	Expenditures	Percent of obligations expended
ACDA	\$814	\$598	73.46
Department of Commerce	1,500	64	4.27
DOE	100,805	57,863	57.40
Department of Interior	85	85	100.00
Department of Justice	414	414	100.00
DOT	1,377	1,199	87.07
EPA	1,494	1,494	100.00
HHS	19,596	19,239	98.18
NASA	235,048	117,592	50.03
NRC	2,511	1,300	51.77
NSF	6,377	6,377	100.00
Peace Corps	20,346	20,234	99.45
Department of State	21,278	16,101	75.67
TDA	7,012	3,947	56.29
Treasury Department	139	122	87.77
USDA	1,572,105	1,513,313	96.26
USIA	86,770	71,002	81.83
Total	\$2,077,671	\$1,830,944	88.12

Almost half (48 percent) of noncredit program expenditures to date in the FSU went directly for programs in Russia. Armenia and Ukraine were the second and third largest direct recipients of U.S. programs with about 10 percent and about 7 percent of total expenditures, respectively. (See table I.4.)

**Appendix I
Programwide Information**

Table I.4: Expenditures by Country, Noncredit Programs (Fiscal Year 1990 Through December 31, 1994)

Dollars in thousands		
Country	Total expenditures	Percent of total expenditures
Russia	\$1,661,064	47.60
Armenia	350,897	10.06
FSU-wide	258,330	7.40
Ukraine	253,794	7.27
Georgia	243,301	6.97
Kyrgyzstan	156,012	4.47
Belarus	136,677	3.92
Kazakhstan	128,201	3.67
Moldova	68,772	1.97
Tajikistan	64,235	1.84
Turkmenistan	63,909	1.83
Azerbaijan	52,198	1.50
Uzbekistan	32,608	0.93
Soviet Union	12,527	0.36
Non-Russia FSU ^a	4,716	0.14
Nuclear Weapon States ^b	2,429	0.07
Total	\$3,489,668	100.00

^aExpenditures for programs where the agency could not provide a specific country breakout, but knew that nothing was expended for Russia.

^bRussia, Ukraine, Belarus, and Kazakhstan.

On a per capita basis, ranking of U.S. expenditures by country changes dramatically. The United States has expended more per capita for programs in Armenia, Georgia, and Kyrgyzstan than in the rest of the FSU. Countries with larger populations, such as Russia and Ukraine, are much lower in per capita expenditures—8th and 11th, respectively. (See table I.5.)

**Appendix I
Programwide Information**

Table I.5: Per Capita Expenditures by Country, Noncredit Programs (Fiscal Year 1990 Through December 31, 1994)

Country	Population^a (thousands)	Per capita expenditures^b
Armenia	3,625	\$96.80
Georgia	5,429	44.82
Kyrgyzstan	4,476	34.86
Turkmenistan	3,983	16.05
Moldova	4,355	15.79
Belarus	10,300	13.27
Tajikistan	5,704	11.26
Russia	148,200	11.21
Kazakhstan	16,683	7.68
Azerbaijan	7,457	7.00
Ukraine	51,700	4.91
Uzbekistan	22,192	1.47
Total	284,104	\$11.30

^aPopulation data are 1994 figures from PlanEcon Review and Outlook for the Former Soviet Republics (Aug. 1995).

^bCalculations for this table exclude expenditures for FSU-wide, Non-Russian FSU, Soviet Union, and Nuclear Weapon States.

U.S. programs with the FSU involve a wide diversity of program areas. Although food aid, private sector development, and emergency humanitarian assistance accounted for about 54 percent of total obligations for the U.S. bilateral program, the rest of the program was spread across another 15 sectors. (See table I.6.)

**Appendix I
Programwide Information**

Table I.6: Obligations and Expenditures by Program Area, Noncredit Programs (Fiscal Year 1990 Through December 31, 1994)

Dollars in thousands

Program area	Obligations	Percent of total obligations	Expenditures	Percent of total expenditures
Food Aid	\$1,548,559	28.83	\$1,446,576	41.45
Private Sector Development	765,735	14.26	307,081	8.80
Emergency Humanitarian Assistance	608,910	11.34	574,704	16.47
Weapons of Mass Destruction	367,655	6.85	88,290	2.53
Democratic Reform	306,701	5.71	187,052	5.36
Energy	289,662	5.39	129,337	3.71
Other	269,177	5.01	252,544	7.24
Space Research	227,553	4.24	112,888	3.23
Exchanges and Training	188,324	3.51	109,928	3.15
Environment	187,596	3.49	72,189	2.07
Resettlement for Military Officers/ Housing	172,447	3.21	16,008	0.46
Food Systems Improvement	111,132	2.07	49,381	1.42
Economic Restructuring & Finance	110,089	2.05	51,473	1.48
Health Care Improvement	87,537	1.63	41,296	1.18
Defense Conversion	72,838	1.36	14,300	0.41
U.S. Export Market Development	32,314	0.60	12,487	0.36
Scientific Research Awards	21,432	0.40	20,831	0.60
Military Education and Training	3,303	0.06	3,303	0.09
Total	\$5,370,964	100.00	\$3,489,668	100.00

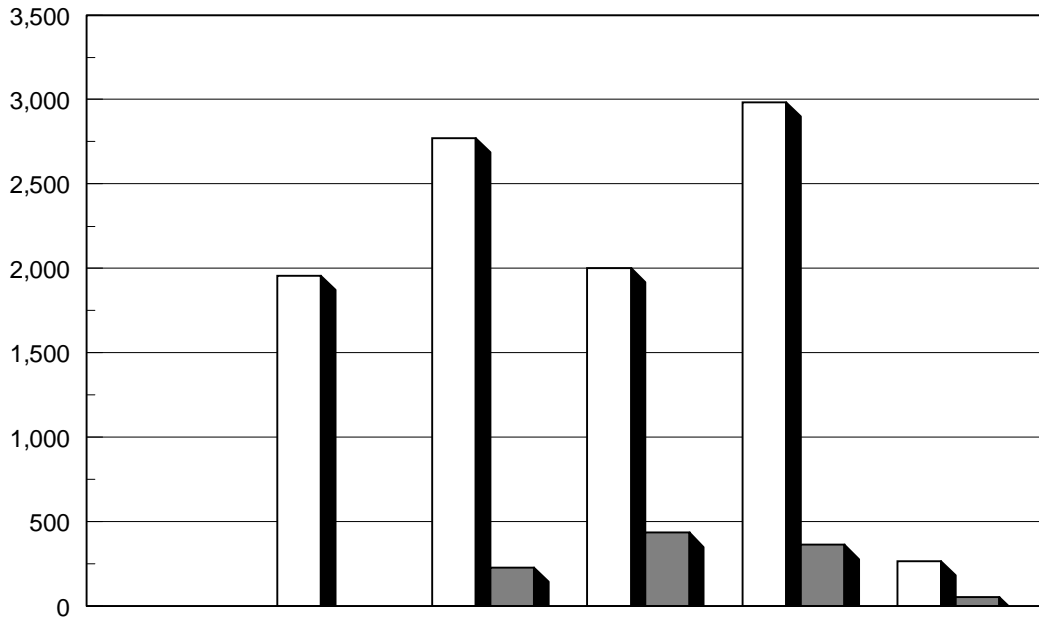
Credit/Insurance Programs

From fiscal year 1990 through December 31, 1994, the U.S. government signed \$10 billion worth of bilateral credit agreements (loans and loan guarantees) and insurance at a total subsidy cost of \$1.8 billion.⁴ (See figure I.3.)

⁴Starting in fiscal year 1992, the Federal Credit Reform Act of 1990 changed the budget treatment of loans and loan guarantees to more accurately reflect the cost to the government. The credit subsidy cost is the estimated long-term cost to the U.S. government of providing loans or guarantees calculated on a net present value basis.

**Appendix I
Programwide Information**

Figure I.3: Face Value and Subsidy Cost for U.S. Bilateral Credit/Insurance Programs (Fiscal Year 1990 Through December 31, 1994) (Dollars in millions)



Fiscal year	1990	1991	1992	1993	1994	1stQ 95
Face value <input type="checkbox"/>	\$0	\$1,956	\$2,773	\$2,002	\$2,982	\$267
Subsidy cost <input type="checkbox"/>	\$0	\$0	\$228	\$435	\$363	\$55

Total Face Value: \$9,980
Total Subsidy Cost: \$1,081

The U.S. credit/insurance programs were (1) USDA short-term export credit guarantees (the General Sales Manager 102 (GSM-102) program) and long-term title I and Food for Progress concessional loans; (2) Export-Import Bank (Eximbank) direct loans, loan guarantees, and insurance; and (3) OPIC insurance and loan guarantees. (See table I.7.)

Appendix I
Programwide Information

The focus of credit/insurance programs has shifted from the USDA GSM-102 program, which accounted for about 74 percent of all credit/insurance programs from fiscal years 1991 to 1993, to the OPIC and Eximbank loan guarantee programs, which accounted for about 68 percent of credit/insurance programs approved from fiscal year 1994 through December 1994.⁵

Table I.7: U.S. Bilateral Credit/Insurance Programs With the FSU by Agency (Fiscal Year 1991 Through December 31, 1994)

Dollars in thousands			
Agency	Program	Face value	Subsidy cost
OPIC	Loan guarantee	\$838,300	\$36,928
OPIC	Insurance	983,860	N/A ^a
Eximbank	Loan guarantee	1,757,829	315,469
Eximbank	Direct loans	88,764	17,295
Eximbank	Insurance	586,530	0 ^b
USDA	Food aid loans	693,900	457,333
USDA	GSM-102 loan guarantees	5,031,016	254,267
Total		\$9,980,199	\$1,081,292

^aSubsidy cost does not apply to the OPIC insurance program because it does not fall under Credit Reform requirements.

^bCredit Reform requirements apply to the Eximbank insurance program. However, Eximbank cannot calculate subsidy figures for its insurance program on a per country basis, and as such, could not provide subsidy figures for its insurance program in the FSU.

As shown in table I.8, Russia has been the largest recipient of U.S. credit/insurance agreements. The large agreements with the Soviet Union were for the USDA GSM-102 program.

⁵As of June 1995, of the \$838.3 million worth of signed OPIC loan guarantee agreements, private lenders had disbursed \$142.5 million, and of the \$1.758 billion worth of signed Eximbank loan guarantees, \$13.5 million had been disbursed by private lenders. Eximbank had also disbursed \$83.8 million of the \$88.8 million worth of the direct loans agreements.

**Appendix I
Programwide Information**

Table I.8: Face Value of Credit/Insurance Agreements by Country (Fiscal Year 1991 Through December 31, 1994)

Dollars in thousands

Country	Fiscal year 1991	Fiscal year 1992	Fiscal year 1993	Fiscal year 1994	1st Quarter fiscal year 1995	Total
Armenia	0	0	0	0	0	0
Azerbaijan	0	0	0	0	0	0
Belarus	0	\$24,000	\$6,230	\$33,400	0	\$63,630
FSU-wide	0	0	0	244,000	0	244,000
Georgia	0	0	7,579	0	0	7,579
Kazakhstan	0	0	24,855	47,217	\$314	72,386
Kyrgyzstan	0	0	0	87,000	0	87,000
Moldova	0	9,900	10,000	20,000	0	39,900
Russia	0	789,997	1,352,373	2,292,146	230,949	4,665,465
Soviet Union	\$1,956,298	1,829,920	0	0	0	3,786,218
Tajikistan	0	10,000	14,000	0	0	24,000
Turkmenistan	0	0	10,000	88,531	1,370	99,901
Ukraine	0	109,022	316,919	73,921	32,100	531,962
Uzbekistan	0	0	260,055	95,819	2,284	358,158
Total	\$1,956,298	\$2,772,839	\$2,002,011	\$2,982,034	\$267,017	\$9,980,199

Note: There were no credit agreements in fiscal year 1990.

We recorded the face value for these agreements based on the definitions derived during discussions with the agency administering the loan, insurance, or the guarantee program. (See table I.9.) Our subsidy cost figures represent subsidy obligations made at the time the agreement was signed.

**Appendix I
Programwide Information**

Table I.9: Definition of Face Value by Program

Agency	Program	Face value definition
USDA	GSM-102	Registration amount
USDA	Food aid loans	Total loan amount
Eximbank	Loan guarantees	Value of final commitment; actual disbursement may occur later
Eximbank	Direct loans	Value of final commitment; actual disbursement may occur later
Eximbank	Insurance	Value of goods shipped under policy
OPIC	Loan guarantees	Value of commitment
OPIC	Insurance	Value of policy committed to project

Agency Specific Information

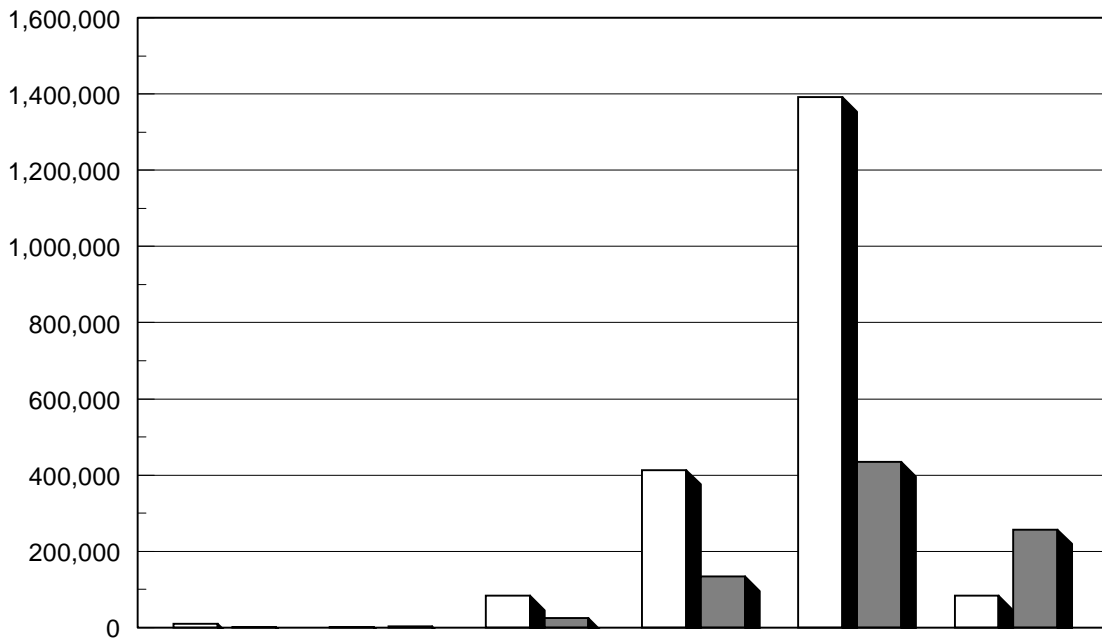
This appendix contains financial and programmatic information on the 215 U.S. bilateral programs with the FSU implemented by 23 U.S. departments or independent agencies. Agencies are listed in order of total funds obligated for noncredit programs from fiscal years 1990 through the first quarter of fiscal year 1995. The following information is provided for each agency:



- cumulative obligations and expenditures for noncredit programs;
- funding sources for noncredit obligations;
- OMB budget functions and donations for noncredit obligations;
- noncredit obligations, expenditures, and estimated program completion date by program;
- credit and insurance face value and subsidy cost by program; and
- program descriptions.

As part of our data collection effort, we asked agencies to provide information on the programs they were implementing in the FSU. The descriptions and estimated completion dates are taken from the agencies' responses. For the purposes of this report, we did not review or assess the validity of the program descriptions provided. In some instances, programs had been completed at the time of our survey.

USAID

Figure II.1: Obligations and Expenditures for USAID-Implemented Noncredit Programs (Fiscal Year 1990 Through December 31, 1994) (Dollars in thousands)

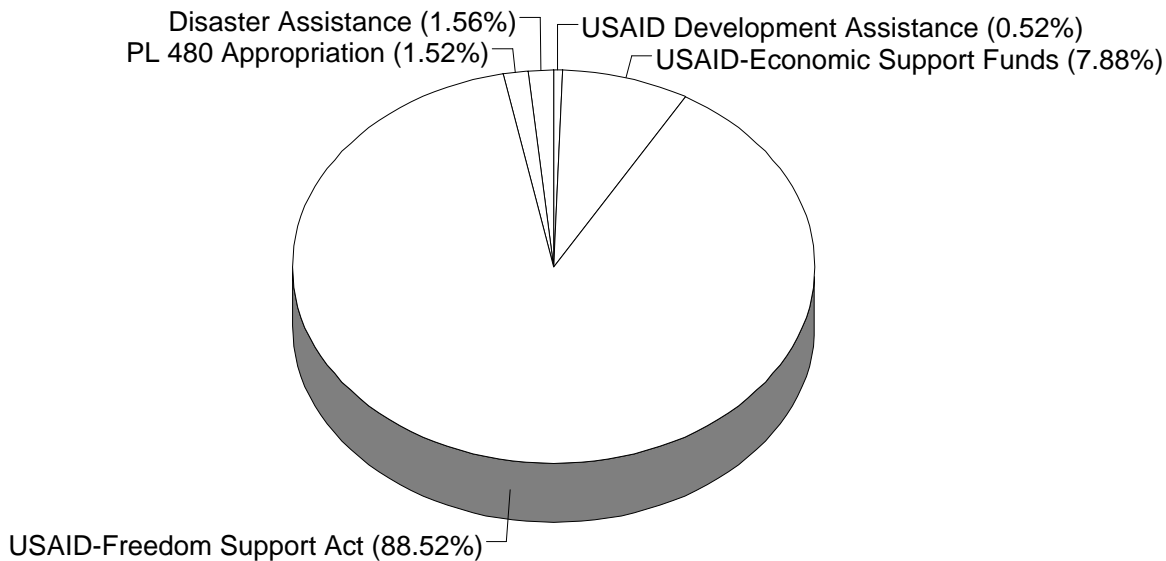


Fiscal year	1990	1991	1992	1993	1994	1stQ 95
Obligations 	\$9,895	\$77	\$83,716	\$413,802	\$1,392,271	\$83,290
Expenditures 	\$92	\$2,243	\$24,681	\$133,432	\$434,335	\$256,608

Total Obligations: \$1,983,051
Total Expenditures: \$851,391

Appendix II
Agency Specific Information

Figure II.2: Appropriation Sources for USAID-Implemented Noncredit Obligations (Fiscal Year 1990 Through December 31, 1994)



Note: P.L. 480 refers to Public Law 480.

All of the obligations for USAID-implemented noncredit programs came from the 150 International Affairs budget function classification.

**Appendix II
Agency Specific Information**

Table II.1: USAID Noncredit Program Obligations and Expenditures by Program (Fiscal Year 1990 Through December 31, 1994)

Dollars in thousands

Program	Obligations	Expenditures	Program end date
Central Asian-American Enterprise Fund	\$30,000	\$1,290	6/1/00
Democratic Pluralism	122,636	47,540	12/31/99
Disaster Assistance	6,342	4,532	To be determined
Economic Restructuring and Financial Sector Reform	72,171	24,121	9/30/98
Energy Efficiency and Market Reform	184,403	124,651	2/25/99
Environmental Policy and Technology	67,173	16,513	9/30/99
Eurasia Foundation	26,000	21,069	4/30/97
European Bank for Reconstruction and Development Enterprise Fund	29,000	4,300	6/1/00
Exchanges and Training	99,113	49,863	12/30/99
Farmer-to-Farmer	30,160	21,430	9/95
Food Systems Restructuring	60,837	21,377	9/30/97
Funds for Large Enterprises in Russia	40,000	15,300	6/1/00
Health Care Improvement	83,097	37,259	12/31/98
Housing Sector Reform	207,567	36,949	11/30/96
Humanitarian Assistance for Armenian Earthquake Victims	9,909	9,868	Completed 9/30/94
Humanitarian Emergency Medical Supply for the Soviet Union	10,000	10,000	Completed 9/30/93
NIS Special Initiatives	181,700	140,812	9/30/97
Private Sector Initiatives	517,943	248,071	9/30/00
Russian-American Enterprise Fund	70,000	14,921	6/1/00
Russia Energy and Environment Commodities Import Program	90,000	0	12/13/95
Western NIS Enterprise Fund	45,000	1,525	6/1/00
Total	\$1,983,051	\$851,391	

USAID implemented the following 21 programs:

Central Asian American Enterprise Fund

This fund is designed to stimulate restructuring and growth of small- and medium-sized private and privatizing enterprises in Central Asia through providing loan and equity capital and direct technical assistance.

Democratic Pluralism Initiatives

USAID helps the FSU countries foster democratic systems characterized by decentralized government with strong, capable local governments;

pluralistic civil societies capable of exercising their rights and responsibilities; and increased respect for individual rights and rule of law. The components to address these objectives are political processes, rule of law, public administration and local government, civil society, independent media, and program design and management.

Disaster Assistance

USAID's Office of Foreign Disaster Assistance coordinates the U.S. government's aid to victims of disasters in foreign countries. The program objective is to provide humanitarian assistance that will save the greatest number of lives, reduce the greatest amount of human suffering, and reduce the economic and social effects of the disaster for the greatest number of people within the resources available.

Economic Restructuring and Financial Sector Reform

The project addresses policy, institutional, and technical banking skill constraints associated with developing a sound system of government finance and commercial banking. The project also helps develop the legal and policy environment to support open access to economic information. The four components of the project are fiscal reform, financial sector reform, business environment, and program design and management.

Energy Efficiency and Market Reform

USAID seeks to improve the efficiency and performance of energy production and consumption, support energy privatization and market reform, and reduce safety risks of nuclear power plants in the FSU. USAID solely or partially implements efforts to address problems in pricing and national policy, district heating and energy efficiency, energy subsector restructuring, trade and international markets, and program design and management. NRC and DOE implement the nuclear safety portion of this project.

Environmental Policy and Technology

This project encourages environmentally sound approaches to the economic and social reforms in the FSU, promotes specific environmental quality improvements, and encourages U.S. private sector participation in the region's environmental management. This project has four components: environmental policy and institution building, health risks, public awareness and environmental accountability, and the Aral Sea initiative.

Eurasia Foundation	The Eurasia Foundation primarily provides small grants funded by public and private resources to a variety of organizations to obtain rapid response in economic and democratic reform, and education and training.
European Bank for Reconstruction and Development Enterprise Fund	Two investment funds in Russia involve the European Bank for Reconstruction and Development (EBRD): (1) the multilateral Russia Small Business Fund, which funds capital and business advisory services for micro and small enterprises in Russia and (2) the U.S.-EBRD Regional Venture Fund, which will provide capital to recently privatized medium- to large-sized Russian enterprises in the Lower Volga region.
Exchanges and Training	The project was developed as a flexible means to provide exchanges and training that support the transition to free market economies and democratic governance. The project also tries to build sustainable links between professional associations of the United States and the FSU to foster continuing education among educational institutions and strengthen indigenous training capacities.
Farmer-to-Farmer	As part of its global Farmer-to-Farmer program, USAID's Office of Private Voluntary Cooperation sends American agriculturalists to the FSU to provide direct technical assistance to farmers, food processors, farmers' associations, and other agricultural organizations.
Food Systems Restructuring	USAID helps promote effective and competitive agribusiness systems by working through U.S. agribusiness associations to support the involvement of their member companies and cooperatives in developing long-term business ventures. The project focuses on five components: storage systems, marketing efficiency, agribusiness partnerships, privatized farm support for Russia, and program design and management.
Fund for Large Enterprises in Russia	The fund is designed to stimulate the restructuring of medium- to large-sized enterprises that are emerging from the privatization program in Russia.
Health Care Initiatives	The project addresses three key problems: (1) the declining quality of health care, (2) the collapse of the pharmaceutical and medical supply

industry, and (3) a financing system lacking incentives for efficiency and cost control. The project is made up of six components: medical partnerships, vaccine and pharmaceutical security, health monitoring, finance and service delivery alternatives, women's health and family planning, and program design and management.

Housing Sector Reform

The project supports the development of a market-oriented housing sector in the FSU through legal and institutional reforms, reduced housing subsidies, promotion of private housing markets, and creation of pilot housing and urban finance programs. The project also finances housing for demobilized Russian officers and job-related training.

Humanitarian Assistance for Armenian Earthquake Victims

This project provided humanitarian relief, medical treatment, education, and vocational training for victims of the Armenian earthquake that occurred on December 7, 1988. This project was completed in fiscal year 1994.

Humanitarian Emergency Medical Assistance for the Soviet Union

This project addressed the medical crisis in the FSU caused by critical shortages of basic medical supplies. The project supported private voluntary organizations' efforts to address basic health needs by distributing donated medical supplies and medicines to groups most vulnerable to illness and disease. This project was completed in fiscal year 1993.

NIS Special Initiatives

The NIS¹ special initiatives project supports the transition toward participatory democracy and economic freedom by funding activities that deal with problems such as the privatization of functions previously under state domain. As the special initiatives expand into broader sectoral programs, they are transferred into separate, independent projects. Activities in this project focus on emergency humanitarian assistance, technical support, pilot programs, and cross sectoral quick responses.

Private Sector Initiatives

The project supports the privatization of state-owned enterprises, fosters the emergence of small indigenous private businesses, and reduces the barriers to private investment and growth. Project implementation to date

¹NIS is the abbreviation for Newly Independent States. Several departments use this abbreviation in the title of their projects. The NIS is the same geographic area as the FSU.

Appendix II
Agency Specific Information

has focused on support for privatization, trade and investment, and small business. Assistance is also directed at the development of capital markets and post-privatization initiatives to contribute to the commercial viability of newly privatized firms.

**Russia American
Enterprise Fund**

This fund is designed to stimulate restructuring and market-oriented operations of small- and medium-sized private and privatizing enterprises in Russia through the provision of loan and equity capital and direct technical assistance.

**Russia Energy and
Environmental Commodity
Import Program**

This is a grant program to introduce to Russia U.S. equipment designed to improve the efficiency of energy use and improve environmental quality, primarily in the energy sector. The equipment and related services will be provided to public sector and privatizing entities.

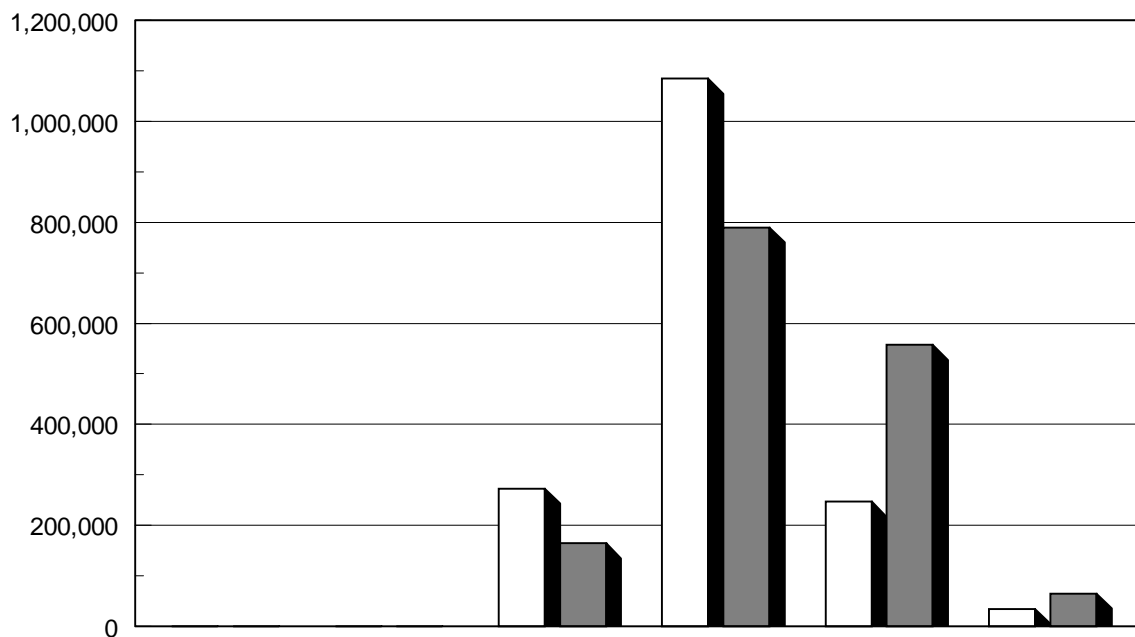
**Western NIS Enterprise
Fund**

This program is designed to stimulate restructuring and market-oriented operations of small- and medium-sized private and privatizing enterprises in Ukraine, Belarus, and Moldova by providing loan and equity capital and direct technical assistance.

USDA

Noncredit Programs

Figure II.3: Obligations and Expenditures for USDA-Implemented Noncredit Programs (Fiscal Year 1990 Through December 31, 1994) (Dollars in Thousands)

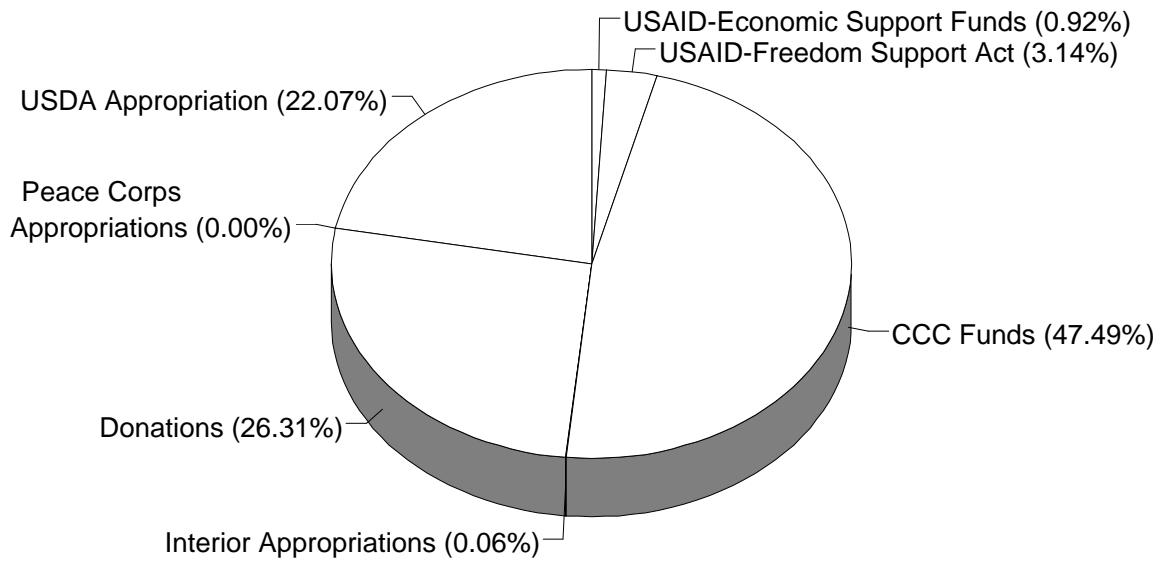


Fiscal year	1990	1991	1992	1993	1994	1stQ 95
Obligations 	\$116	\$77	\$272,503	\$1,084,613	\$246,749	\$34,602
Expenditures 	\$116	\$77	\$164,622	\$790,184	\$557,129	\$64,878

Total Obligations: \$1,638,660
Total Expenditures: \$1,577,006

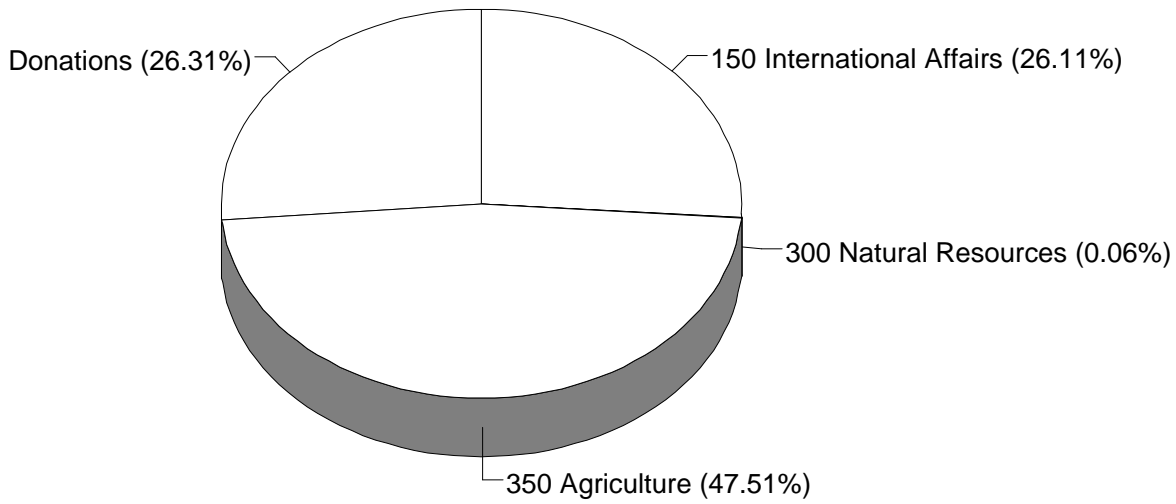
Appendix II
Agency Specific Information

Figure II.4: Appropriation Sources for USDA-Implemented Noncredit Obligations (Fiscal Year 1990 Through December 31, 1994)



Note: CCC means Commodity Credit Corporation.

Figure II.5: OMB Budget Function Classification and Donations for USDA-Implemented Noncredit Obligations (Fiscal Year 1990 Through December 31, 1994)



**Appendix II
Agency Specific Information**

Table II.2: USDA Noncredit Program Obligations and Expenditures by Program (Fiscal Year 1990 Through December 31, 1994)

Dollars in thousands

Program	Obligations	Expenditures	Program end date
Agricultural Information and Related Services	\$111	\$111	To be determined
Armenia Extension Project	1,923	1,380	3/96
Cochran Fellowships	4,209	1,602	To be determined
Donated Food Commodity Costs	1,131,038	1,135,501	To be determined
Donated Food Transportation Costs	347,210	303,020	To be determined
Emerging Democracies Program	13,702	3,291	To be determined
Energy Market Reform	87	15	9/96
International Forestry Operations	1,797	1,021	To be determined
Peace Corps Associate Director—Armenia	68	12	2/97
Public Law 480 Title I Ocean Freight Differential	75,283	69,133	To be determined
Scientific Cooperation Program	341	341	To be determined
Technical Support to USAID Europe-NIS Bureau	265	204	To be determined
Vulnerable Groups Assistance Program	62,626	61,375	Completed 12/31/94
Total	\$1,638,660	\$1,577,006	

USDA implemented the following 13 noncredit programs:

Agricultural Information and Related Services

With funding from USAID, USDA and its network of worldwide cooperating institutions seek to provide to USAID personnel research, analysis, problem-solving literature, data, and advice on all aspects of sustainable agricultural production, agro-enterprise development, natural resources management, and environmental protection.

Armenia Extension Project

With funding from USAID, since January 1992, experts from affiliated land grant universities have worked from 1 month to 1 year with Armenian Agricultural Ministry and local officials to (1) assist in establishing an extension service to provide newly privatized farmers with the knowledge and skills needed to survive in a market economy and (2) provide short-term technical assistance and leadership with expatriate nongovernmental organizations to assist Armenian farmers in overcoming a food production and distribution crisis.

Cochran Fellowship Program

Since 1992, senior and mid-level FSU specialists and administrators have been trained in agricultural trade, agribusiness development, management, policy, and marketing from the public and private sectors. The program works closely with USDA agencies, U.S. agricultural trade and market development associations, U.S. colleges and universities, and agribusiness to implement training programs.

Donated Food Commodity Costs

Under the section 416(b) program, surplus agricultural commodities owned by the Commodity Credit Corporation are donated to friendly countries overseas. Under the Food for Progress program, commodities are provided on a grant basis to emerging democracies committed to expanding free enterprise elements in their agricultural economies.

Donated Food Transportation Costs

The costs provided here were incurred in transporting donated food commodities under the section 416(b) and Food for Progress programs.

Emerging Democracies Program

Through this program USDA shares U.S. agricultural and agribusiness expertise with emerging democratic countries and in turn develops, maintains, and expands markets for U.S. agricultural exports. USDA then carries out follow-up activities to enhance the effectiveness of the countries' food and agricultural systems. The program is funded up to \$10 million per year and combines the dual objectives of market promotion and development assistance.

Energy Market Reform

With funding from USAID, this program provides for a full-time specialist working in USAID to provide technical assistance in power and heating restructuring, utility commercialization and management improvement, and privatization.

International Forestry Operations

USDA Forest Service units and the Federal Forest Service in Russia have three ongoing partnerships. Efforts focus on (1) developing a long-term partnership in environmental education, ecotourism, reforestation, and new technology development in Magadan; (2) fostering the protection and management of Russia's Far East forests; and (3) cooperating in research and land management planning in two demonstration projects in central Siberia.

Peace Corps Associate
Director—Armenia

An interagency agreement between the Peace Corps and USDA provides for recruiting USDA personnel to serve as associate Peace Corps Directors for projects overseas. In this case, using funds from Peace Corps, USDA provided an associate Peace Corps Director for agribusiness projects in Armenia. The incumbent establishes assignments for volunteers and works with them in the field.

Public Law 480 Title I
Ocean Freight Differential

The payment of ocean freight differential (the difference between the cost of shipping on U.S.-flagged and foreign-flagged vessels) on title I programs is designed to support the shipment of 75 percent of U.S. food aid on U.S. vessels, assuming the vessels are available at the time of shipment. The objective is to support the U.S. maritime industry in maintaining a shipping capability.

Scientific Cooperation
Program

This program helps scientists from USDA, the university community, and the private nonprofit research organizations seek new knowledge and technology beneficial to the U.S. and cooperating countries by providing access to international research in agriculture and forestry.

Technical Support to the
USAID Europe-NIS Bureau

The program provides technical services to support the development and implementation of USAID human resource development programs in the FSU. With funding from USAID, USDA provides three consultants to USAID to identify (1) training needs, (2) needs for educational and professional association partnership and linkages, and (3) FSU participants for training programs.

Vulnerable Groups
Assistance Program

With funding from USAID, this program procured food commodities for use in USAID food assistance activities in Armenia, Azerbaijan, Georgia, and Tajikistan. The program also provided for cargo survey contracts for discharge; procurement, inspection, and delivery of commodities to U.S. ports; and contracting cargo discharge surveys for delivery of commodities at consignee warehouses.

Credit Programs

Table II.3: USDA Credit Programs' Face Value and Subsidy Cost (Fiscal Year 1990 Through December 31, 1994)

Dollars in thousands

Program	Face value	Subsidy cost	Program end date
Food Aid Commodity Credits	\$693,900	\$457,333	To be determined
GSM-102 Credit Guarantees	5,031,016	254,267	To be determined
Total	\$5,724,916	\$711,600	

USDA implemented the following two credit programs:

Food Aid Commodity Credits

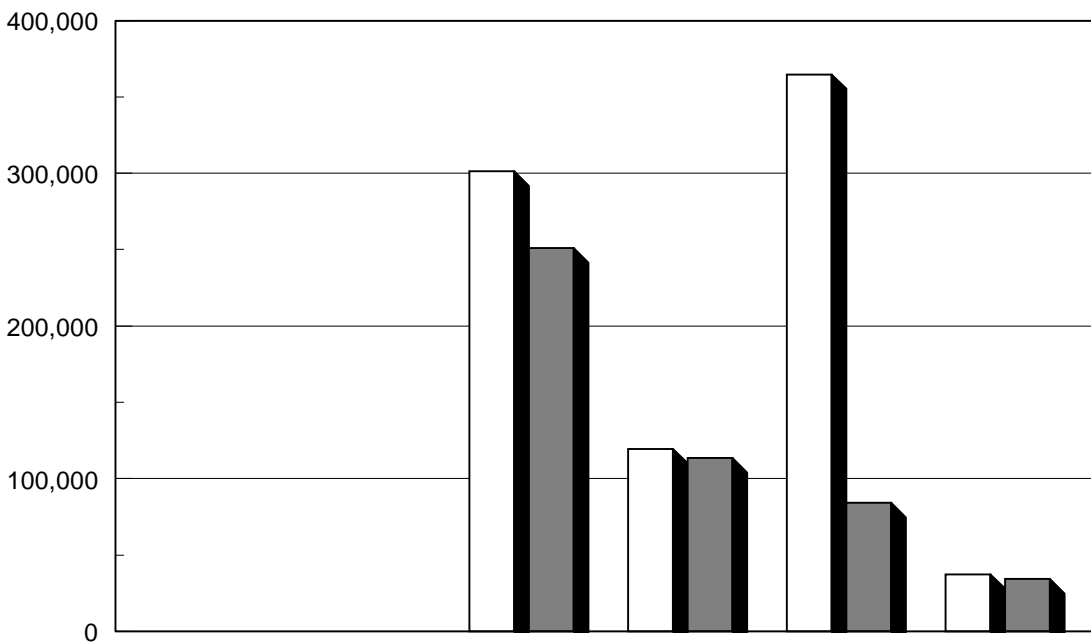
Through title I of Public Law 480 and the Food for Progress Program, USDA provided for government-to-government sales of agricultural commodities to FSU countries under long-term credit arrangements. Repayments are in U.S. dollars on credit terms up to 30 years, with up to a 7-year grace period. The objectives of the program include providing food to combat hunger, expanding international trade, expanding U.S. agricultural commodity markets, and fostering the development of private enterprise in the recipient country.

GSM-102 Credit Guarantees

This program provides a guarantee to U.S. exporters or banking institutions should foreign buyers fail to make payments on goods purchased. The program provides short-term (up to 3 years) credit to foreign governments or private sector importers to help increase U.S. exports of agricultural products, improve the competitive position of U.S. products, and assist developing countries in meeting their food and fiber needs.

DOD

Figure II.6: Obligations and Expenditures for DOD-Implemented Noncredit Programs (Fiscal Year 1990 Through December 31, 1994) (Dollars in Thousands)



Fiscal year	1990	1991	1992	1993	1994	1stQ 95
Obligations <input type="checkbox"/>	\$0	\$0	\$301,259	\$119,659	\$364,872	\$37,492
Expenditures <input type="checkbox"/>	\$0	\$0	\$250,914	\$113,428	\$84,080	\$34,350

Total Obligations: \$823,282
Total Expenditures: \$482,772

Figure II.7: Appropriation Sources for DOD-Implemented Noncredit Obligations (Fiscal Year 1990 Through December 31, 1994)

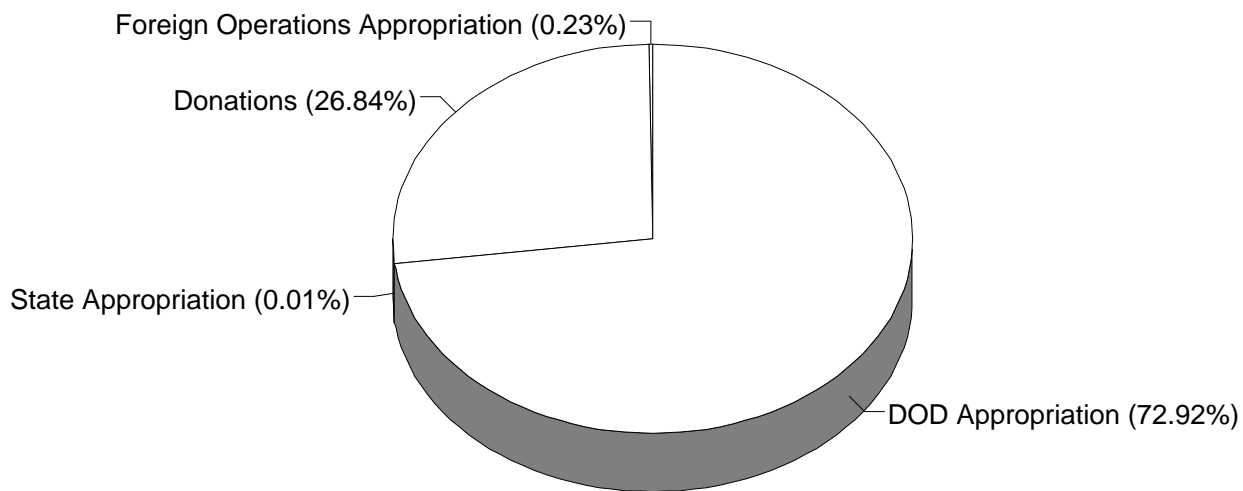
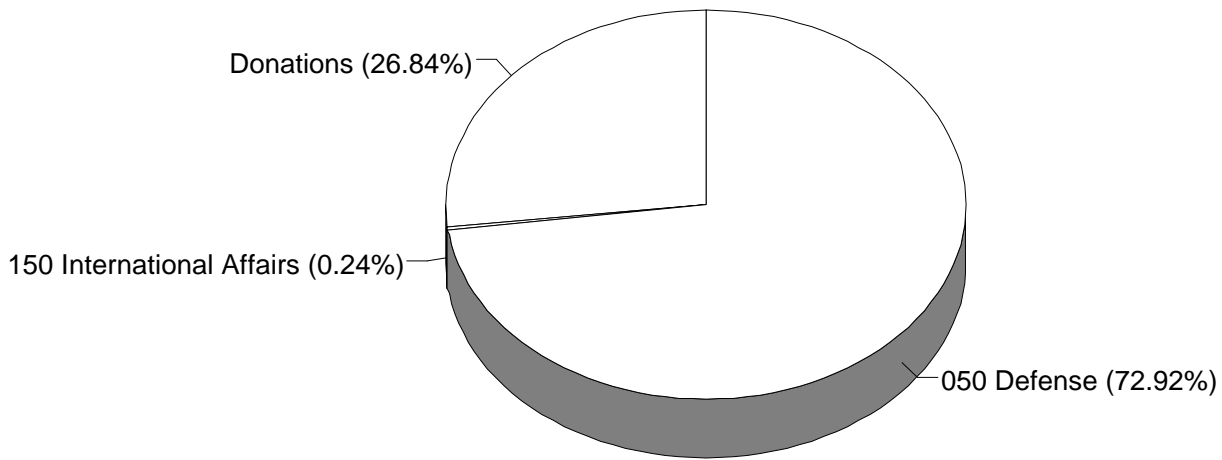


Figure II.8: OMB Budget Function Classifications and Donations for DOD-Implemented Noncredit Obligations (Fiscal Year 1990 Through December 31, 1994)



**Appendix II
Agency Specific Information**

Table II.4: DOD Noncredit Program Obligations and Expenditures by Program (Fiscal Year 1990 Through December 31, 1994)

Dollars in thousands

Program	Obligations	Expenditures	Program end date
Arctic Nuclear Waste	\$23,951	\$11,889	To be determined
Armored Blankets	2,870	2,531	Completed 6/94
Chemical Weapons Destruction	20,271	4,605	To be determined
Communication Link	935	159	6/30/96
Defense Demilitarization Enterprise Fund	7,670	7,670	To be determined
Defense Military Contacts	7,660	1,594	To be determined
Emergency Response Training/Equipment	2,647	2,223	12/31/95
Environmental Restoration/Project Peace	6,868	711	7/21/97
Export Controls	4,113	163	9/30/97
Fissile Material Storage Containers	45,563	1,157	10/31/96
Fissile Material Storage Facility Design	5,970	5,213	7/31/95
Fissile Material Storage Facility Equipment	26,521	1,594	12/31/98
FSU Science and Technology Program	72,460	72,460	To be determined
Humanitarian Assistance	336,528	330,425	To be determined
International Military Education and Training (IMET)	3,303	3,303	To be determined
Industrial Partnership/Defense Conversion	62,117	8,041	3/8/98
Joint Contact Teams	184	38	To be determined
Material Control and Accountability	2,690	194	12/17/98
Other Assessments	8,770	5,651	To be determined
Science and Technology Centers	21,263	16,073	To be determined
Strategic Offensive Arms Elimination	160,928	7,078	6/30/02
Total	\$823,282	\$482,772	

DOD implemented the following 21 programs:

Arctic Nuclear Waste Assessment Program

Under this program, the Office of Naval Research identifies, studies, and assesses FSU countries' nuclear waste disposal in the Arctic regions.

Armored Blankets

This program provided armored blankets to the Russians to augment the protective capability of containers and vehicles carrying nuclear weapons to and within destruction facilities and necessary related storage facilities. DOE assisted in this program with funding from DOD.

Chemical Weapons
Destruction

This program provides chemical weapons destruction assistance, including training and related services. Specific program activities include evaluating the feasibility of a two-step neutralization process to destroy chemical weapons and developing an analytical chemical weapons destruction laboratory.

Communication Link

DOD helps to establish (1) a continuous communications link between Belarus and the United States and (2) a government-to-government communications link between the United States and Ukraine and Kazakhstan. DOD provides equipment and training to all three countries to help establish the ability to transmit notifications required by START [Strategic Arms Reduction Treaty] and INF obligations. The State Department assisted in this program with funding from DOD.

Defense Demilitarization
Enterprise Fund

The fund is earmarked for ventures involving Western partners and former producers of weapons of mass destruction in Russia, Kazakhstan, Belarus, and Ukraine. The ventures would pursue commercial, privately owned endeavors. Annual U.S. grants to the fund would be needed until the loans and equity shares provided substantive returns on the investment.

Defense and Military
Contacts

Defense and military contacts are intended to encourage and assist the FSU military in restructuring and downsizing its defense establishment, encourage the FSU's support of demilitarization activities and democratic reforms, help the military to better understand civil-military relations, and increase U.S. military understanding of the FSU. The primary goal of this program is to establish a network of professional exchanges that gives FSU defense and military establishments a stake in continued good relations.

Emergency Response
Training/Equipment

DOD provides emergency response equipment to Belarus, Kazakhstan, Ukraine, and Russia to facilitate the safe and secure transportation and storage of nuclear weapons in connection with their destruction. DOE assisted in this program with funding from DOD.

Environmental
Restoration/Project Peace

This program provides equipment, training, and services to facilitate Belarus' environmental restoration of former strategic rocket forces facilities.

Export Controls

This program provides assistance to Belarus, Kazakhstan, and Ukraine in the development of export control institutions and infrastructure to prevent the proliferation of weapons of mass destruction. The assistance encompasses four areas of activity: policy consultations and project development, export control technical interaction, training and technical assistance, and equipment. The Department of Commerce and the Customs Service assisted in this program with funding from DOD.

Fissile Material Storage Containers

This program provides the Russians fissile material containers for the safe and protective transport and storage of fissile material in connection with the destruction of nuclear weapons. DOE assisted in this program with funding from DOD.

Fissile Material Storage Facility Design

This program provides technical assistance for the design of a safe, secure, and ecologically sound storage facility for fissile material delivered from the destruction of nuclear weapons. DOE assisted in this program with funding from DOD.

Fissile Material Storage Facility Equipment

DOD will provide material, services, and training relating to the construction of a safe, secure, and ecologically sound storage facility for fissile material derived from the destruction of nuclear weapons. DOE assisted in this program with funding from DOD.

FSU Science and Technology Program

The program is designed to advance understanding of science and technology by establishing long-term, collaborative relationships with the nations of the FSU.

Humanitarian Assistance

DOD covered the costs for transporting private sector and U.S. government excess material as humanitarian assistance to the FSU. The funding levels shown in table II.4 include the value of U.S. government commodities shipped by DOD from fiscal years 1992 to 1993 plus the transportation costs incurred shipping those goods plus goods donated by private groups from fiscal year 1992 through the first quarter of fiscal year 1995. These figures do not include funds that were allocated to and spent by the State Department during fiscal year 1994 and the first quarter of fiscal year 1995 for transporting humanitarian assistance.

IMET	This program provides military education and training to military and related civilian personnel of foreign countries. The purpose of this training is to encourage effective and mutually beneficial relations and increased understanding between the United States and foreign countries. The IMET program includes courses in civil-military relations, military justice and human rights, and defense resources, which are referred to as Expanded IMET courses.
Industrial Partnership/Defense Conversion	DOD provides funding for (1) defense industry conversion and construction of housing needed for demobilization of strategic rocket forces officers in Belarus; (2) joint ventures between Western industries and Ukrainian defense firms converting to production of civilian goods, and efforts to convert several Ukrainian defense companies to the production of prefabricated housing for former military officers; (3) the conversion of Kazakhstani defense industries to civilian production; and (4) joint ventures between U.S. firms and Russian firms formerly involved in the production of weapons of mass destruction.
Joint Contact Teams	The European Command sends teams to FSU countries to show FSU military officials how the U.S. military performs specific tasks. The funding amounts shown in table II.4 do not include amounts obtained from CTR funding for Joint Contact programs.
Material Control and Accountability	DOD provides material, training, goods, and services to Ukraine, Kazakhstan, Belarus, and Russia for the development of systems for controlling, accounting for, and physical protection of nuclear materials to prevent nuclear weapons proliferation. DOE and NRC assist in this program with funding from DOD.
Other Assessments	This program covers the developmental, administrative, and support costs of the overall CTR effort and of each project in the initial stages until specific requirements are identified and proposed obligations are reported to Congress for the projects.
Science and Technology Centers	Funding is provided to support the Science and Technology Center in Ukraine (STCU) and the International Science and Technology Center in Russia (ISTC). The STCU develops, approves, finances, and monitors

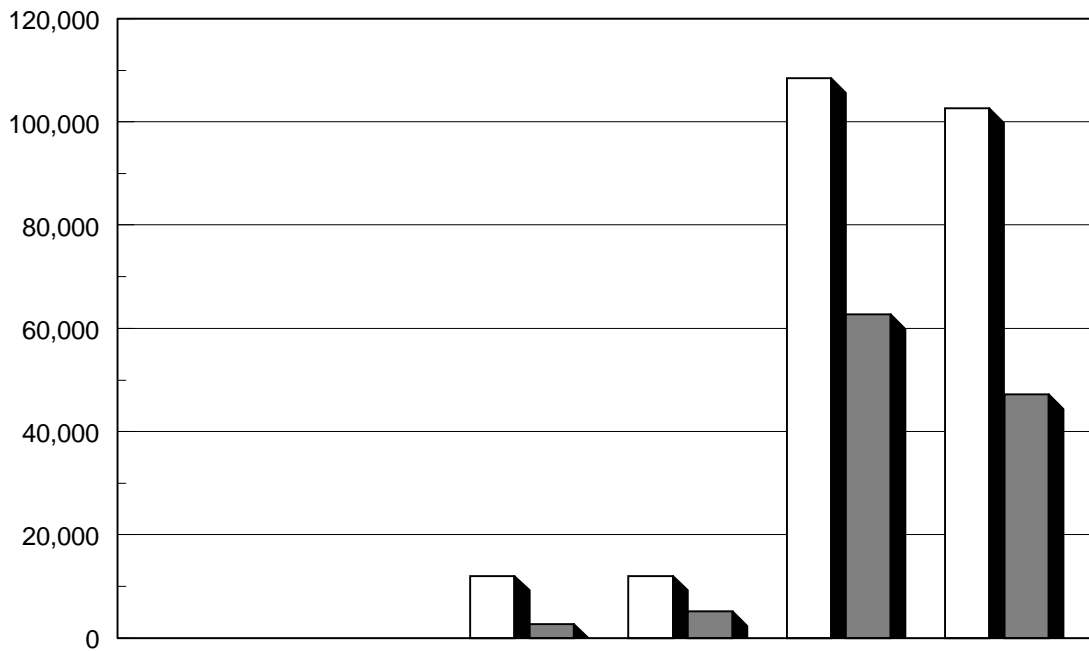
science and technology projects for peaceful purposes, which are to be carried out primarily at institutions in Ukraine. The ISTC attempts to prevent the proliferation of technologies related to military capabilities, minimize the migration to potential proliferant nations of people involved in the development of weapons of mass destruction, and assist in the transition to a market-based economy. The State Department assisted in this program with funding from DOD.

**Strategic Offensive Arms
Elimination**

DOD provides assistance to (1) Ukraine for dismantling its strategic nuclear arms and deactivating SS-19 and SS-24 missiles located on Ukrainian territory; (2) Kazakhstan for destroying SS-18 silos and launch control facilities, heavy bombers and disposition of liquid rocket propellant; (3) Russia to accelerate the dismantling of Russian strategic offensive arms; and (4) Belarus for elimination of foundations of SS-25 fixed structures.

NASA

Figure II.9: Obligations and Expenditures for NASA-Implemented Noncredit Programs (Fiscal Year 1990 Through December 31, 1994) (Dollars in Thousands)

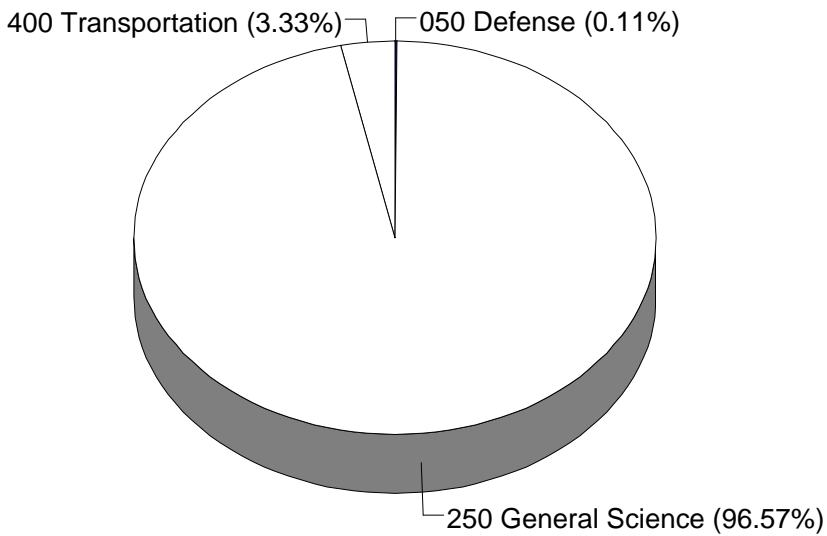


Fiscal year	1990	1991	1992	1993	1994	1stQ 95
Obligations 	\$0	\$0	\$12,051	\$12,071	\$108,497	\$102,677
Expenditures 	\$0	\$0	\$2,786	\$5,166	\$62,703	\$47,175

Total Obligations: \$235,296
Total Expenditures: \$117,830

Almost all—99.89 percent—of funding for NASA-implemented programs in the FSU came from NASA appropriations. The remaining funds were from DOD appropriations.

Figure II.10: OMB Budget Function Classifications for NASA-Implemented Noncredit Obligations (Fiscal Year 1990 Through December 31, 1994)



Obligation and expenditure figures for the following NASA programs include NASA grants and subgrant to FSU entities; contracts, and subcontracts to FSU entities; other procurements to FSU entities; purchase of equipment donated, but not loaned, to FSU entities; and travel costs incurred by NASA for FSU specialists to travel to the United States for NASA programs. These figures do not include NASA costs incurred for cooperative activities with FSU entities that did not involve the exchange of funds.

**Appendix II
Agency Specific Information**

Table II.5: NASA Noncredit Program Obligations and Expenditures by Program (Fiscal Year 1990 Through December 31, 1994)

Dollars in thousands

Program	Obligations	Expenditures	Program end date
Aeronautics Research and Technology Base	\$582	\$442	6/95
Functional Energy Block (FGB)	42,100	27,712	5/98
Galileo S-Band Study	70	70	Completed 2/93
High Speed Research Program	5,695	4,215	To be determined
Hypersonics Research and Technology	1,800	489	11/96
International Space Welding Experiment	136	0	6/98
Joint U.S.-Russian Human Space Flight Activities	150,000	61,537	12/31/97
Laser Sensing Technology Program	10	10	Completed 2/94
Life and Biomedical Sciences	5	5	Completed 9/92
Life Sciences Biosatellite Program	6,614	0	7/98
Mars 1994	1,617	1,602	9/98
Microgravity Science and Applications Conference	74	74	9/95
Miscellaneous Space Access and Technology Projects	1,963	1,519	To be determined
Miscellaneous Space Science Research	52	52	To be determined
Mission to Planet Earth	100	50	4/21/96
Orbital Debris Program	6	6	Completed 9/92
Science Internet	150	150	9/95
Shuttle Support for MIR 1 Docking Module	19,500	15,075	6/95
Soyuz Assured Crew Rescue Vehicle	3,370	3,370	Completed 9/93
Space Station Engineering Operability Studies	1,000	1,000	Completed 1/31/94
Space Station Redesign	340	340	Completed 9/93
Support for Shuttle Mission at Gagarin Cosmonaut	112	112	12/31/96
Total	\$235,296	\$117,830	

NASA implemented the following 22 programs:

Aeronautics Research and Technology Base

This program will assess the potential utility and technical tradeoffs associated with Wing-in-Ground Effect aircraft, commonly referred to as wingships, to help NASA determine whether to build/operate such aircraft in the United States.

FGB-Functional Energy Block

The goal of the program is to design, develop, manufacture, test, and deliver one flight FGB energy block, including spare parts, simulators, and

specialized equipment for the international space station. The contractor will transport the FGB between the Khrunichev site and launch complex, support prelaunch preparations, operate and verify FGB performance in orbit over 15 days from launch, and provide FGB standards and FGB ground personnel training.

Galileo S-Band Study

This program studied the capabilities of Russian deep space communications network to support the Galileo S-Band mission.

High Speed Research

This program is to modify the Tupolev Tu-144 supersonic transport aircraft and conduct up to 39 test flights to support development of new technologies for next-generation supersonic transport aircraft.

Hypersonics Research and Technology

This program is to build and test a scramjet engine at Mach 6.5. The objective of the program is to help NASA assess hypersonic aircraft engine technologies.

International Space Welding Experiment

The program is to conduct a flight demonstration of the Paton universal hand tool on the NASA space shuttle to test the capabilities of the tool to perform contingency repairs of space station materials and structures.

Joint U.S.-Russian Human Space Flight Activities

This program provides hardware and services designed to enhance MIR operations capabilities; perform joint space flights; and conduct joint activities to design, operate, and use the space station. The objectives of the program are to (1) develop, maintain, and enhance capabilities and operations to allow humans to live and work continuously in space, (2) enable the reduction of costs of future U.S. space initiatives, (3) enhance U.S. understanding of long-duration operations, (4) enable the United States and Russia to develop common systems and operating procedures, and (5) advance the U.S. national space programs and aerospace industries.

Laser Sensing Technology Program

The program developed all-solid state laser systems for atmospheric remote sensing to study climate change.

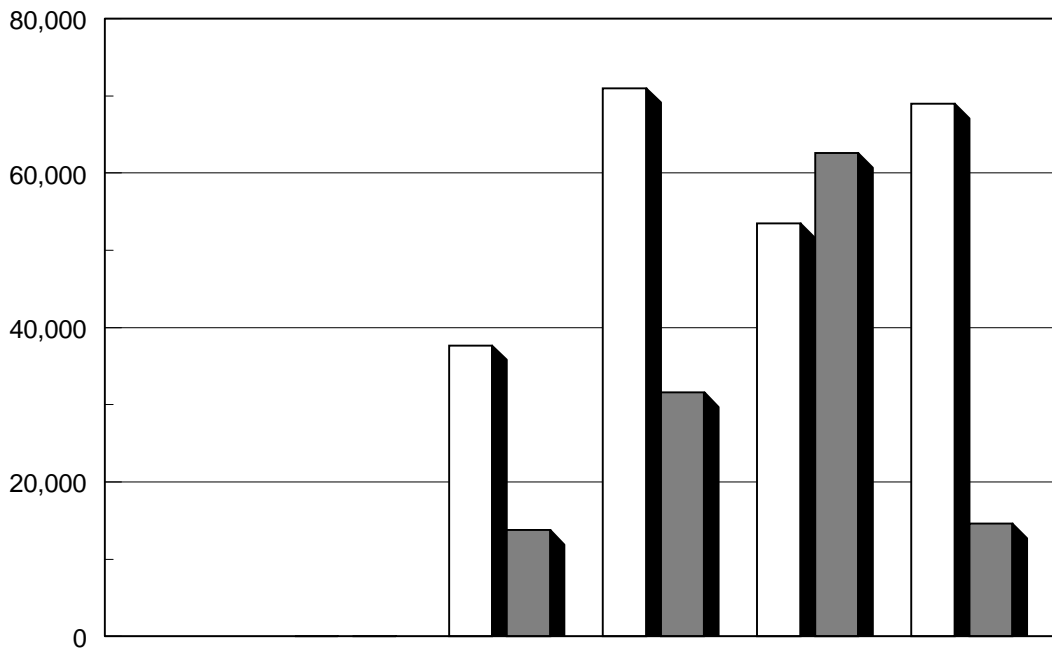
Appendix II
Agency Specific Information

Life and Biomedical Sciences	The program created a database of manned space life-support systems developed in the FSU.
Life Sciences Biosatellite Program	The program provides NASA life science experiments on two Russian-built BION satellite missions in 1996 and 1998.
Mars 1994	This program is to fly a U.S. Mars oxidant experiment, a soil reactivity/composition experiment consisting of two instruments, on the Russian Mars lander to enhance the use of the lander and provide critical science data not otherwise available.
Microgravity Science and Applications Conference Support	This program reflects miscellaneous projects in support of the NASA microgravity sciences and applications program, including the procurement of data on Russian microgravity science results and flight apparatus performance, Russian travel costs to support microgravity projects, and a grant to support a Russian conference.
Miscellaneous Space Access and Technology Projects	The program supports miscellaneous projects to enhance NASA's space access and technology research.
Miscellaneous Space Science Research	This program supports miscellaneous space science research projects, such as Russian support in developing a near-global long-duration balloon capability for mid-latitude applications, and pays for travel costs of Russian specialists supporting space science projects.
Mission to Planet Earth	The program is to procure interface definition documents for the Russian Meteor-3/3m, GOMS and RESURS spacecraft and preliminary interface control documents for the SAGE-III instrument and the TOMS instrument. The objective is to assess the technical feasibility of flying NASA's Mission to Planet Earth instruments on planned Russian missions.
Orbital Debris Program	This program defined the orbital debris environment, including measuring, modeling, and mitigation.

Science Internet	This program provides communication of scientific and programmatic data between NASA and key Russian institutes engaged in space science cooperation with NASA.
Shuttle Support for MIR 1 Docking Module	Under this program, NASA built a docking mechanism to allow docking between the NASA space station and the Russian MIR space station to enable on-orbit joint U.S.-Russian life science investigations, resupply MIR logistics, and exchange crews.
Soyuz Assured Crew Rescue Vehicle	This program studied the extent Russian space systems and operating capabilities could be integrated with NASA's space systems and equipment.
Space Station Engineering Operability Studies	The program supported a feasibility study to define Russian participation in the space station.
Space Station Redesign	This program allowed NASA to obtain Russian expertise and input for the space station transition team's assessment of the viability of using Russian hardware for the space station redesign.
Support for STS-71 Shuttle Mission at Gagarin Cosmonaut Training Center	This program supports the U.S. Director of Operations at the Gagarin Cosmonaut Training Center in Star City, Russia, by paying for living quarters, transportation, training, and office expenses. The objective of the program is to ensure smooth operations and training for the U.S. astronauts being trained to fly aboard the Russian MIR as part of the cooperative Shuttle MIR Program.

DOE

Figure II.11: Obligations and Expenditures for DOE-Implemented Noncredit Programs (Fiscal Year 1990 Through December 31, 1994) (Dollars in Thousands)



Fiscal year	1990	1991	1992	1993	1994	1stQ 95
Obligations 	\$0	\$50	\$37,649	\$70,956	\$53,437	\$68,943
Expenditures 	\$0	\$50	\$13,768	\$31,568	\$62,570	\$14,579

Total Obligations: \$231,035
Total Expenditures: \$122,535

Appendix II
Agency Specific Information

Figure II.12: Appropriation Sources for DOE-Implemented Noncredit Obligations (Fiscal Year 1990 Through December 31, 1994)

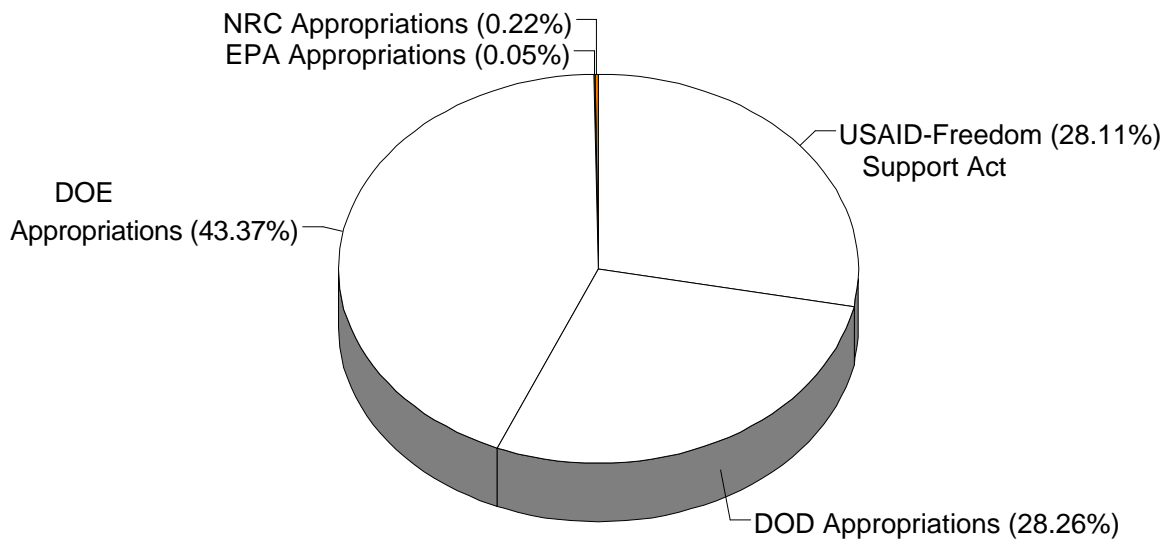
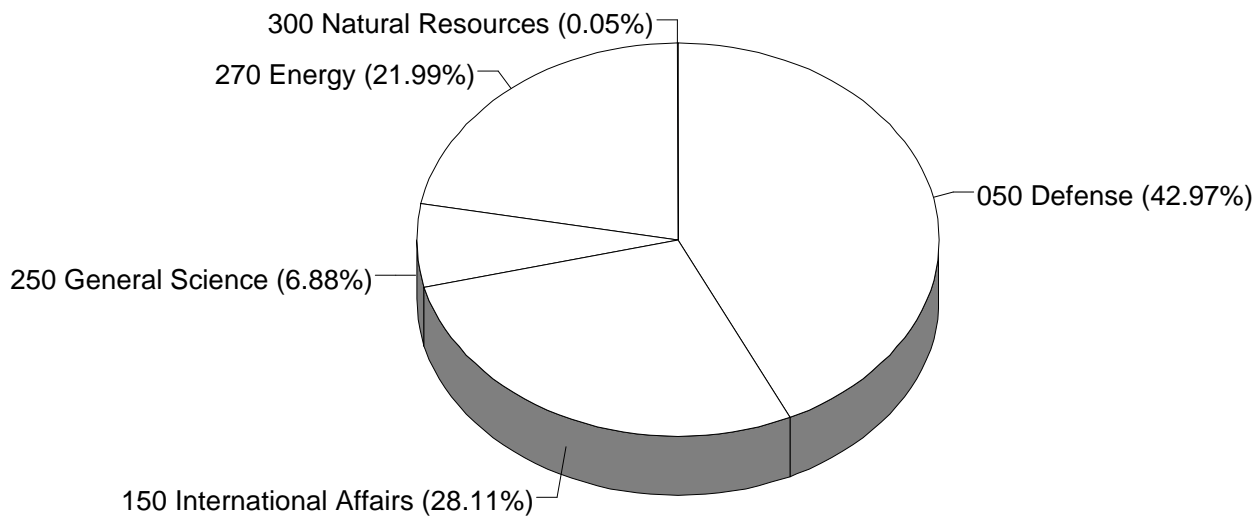


Figure II.13: OMB Budget Function Classifications for DOE-Implemented Noncredit Obligations (Fiscal Year 1990 Through December 31, 1994)



**Appendix II
Agency Specific Information**

Table II.6: DOE Noncredit Program Obligations and Expenditures by Program (Fiscal Year 1990 Through December 31, 1994)

Dollars in thousands

Program	Obligations	Expenditures	Program end date
Armored Blankets	\$366	\$366	Completed 6/94
Atmospheric Radiation Measurement Program	382	280	4/09
Clean Coal Technology Projects in Ukraine	2,547	82	3/96
Emergency Response Equipment	15,226	12,716	To be determined
Energy Efficiency Projects in Russia	550	411	12/96
Energy Efficiency and Market Reform Conferences and Workshops	892	741	To be determined
Environmental Management	10,765	10,763	To be determined
Export Assistance	3,437	2,382	To be determined
Fissile Material Storage Facility Design	8,156	7,684	To be determined
Fissile Material Storage Facility Equipment	205	96	To be determined
Fissile Material Storage Containers	4,500	3,517	12/95
Fusion Energy Research and Development Program	998	847	To be determined
Human Genome Program	498	429	To be determined
International Nuclear Safety Program	62,839	23,258	To be determined
Joint Coordinating Committee on the Fundamental Properties of Matter	1,775	1,256	7/96
Lab-to-Lab Collaboration (nonweapons)	9,843	5,530	To be determined
Limited Ground Radiological Survey—Semipalatinsk	150	150	Completed 7/94
Material Protection, Control, and Accountability	9,882	6,370	To be determined
Material Protection, Control, and Accountability Lab-to-Lab	8,862	3,863	To be determined
Moscow and Ukraine Energy Efficiency Centers	467	143	12/95
NIS Industrial Partnering Program	20,000	1,620	7/97
Nuclear Reactor Simulator	11,000	0	9/97
Oil and Gas Technology Center in Russia	370	410	To be determined
Purchase of Russian Pu-238	11,777	5,928	12/97
Russian Highly Enriched Uranium Conversion/Blending Facility	396	338	Completed 10/94
Russian Railcar Surety Study	150	150	To be determined
Security Enhancement for Railcars	21,485	18,420	9/95
Superconducting Super Collider	14,122	8,069	Completed 2/95
Support for Bilateral Arms Reduction Efforts	475	332	To be determined
Support for Project Sapphire	3,862	3,233	To be determined
Support for Science and Technology Centers	1,683	1,509	5/95
U.S./FSU Joint Coordinating Committee Civilian Nuclear Reactor Safety	3,075	1,544	To be determined
U.S./Russia Joint Coordinating Committee for Radiation Effects Research	300	98	To be determined
Total	\$231,035	\$122,535	

DOE implemented or supported the following 33 programs:

Armored Blankets	With funding from DOD, DOE supported DOD efforts to provide armored blankets to Russia to augment the protective capability of containers and vehicles carrying nuclear weapons to and within destruction facilities.
Atmospheric Radiation Measurement Program	The program involves a few Russian scientists researching the effects of clouds and radiation on the global climate and the earth's energy balance.
Clean Coal Technology Projects in Ukraine	With funding from USAID, DOE is trying to identify cost-effective technical approaches for upgrading utility power plants burning low-grade Ukrainian anthracite and provide a conceptual design for their use. The projects also assists Ukraine in introducing clean coal technology to upgrade its coal-fired power plants.
Environmental Management	This program includes work in Russia on the transportation of contaminants, technical identification and workshops, and an international environmental assessment.
Emergency Response Equipment	With funding from DOD, DOE provides emergency response equipment for the safe, secure transportation of nuclear weapons, protective clothing, radiation survey instruments, portable radiography equipment, liquid abrasive cutter, dosimeters, and other radiation protection equipment.
Energy Efficiency and Market Reform Conferences and Workshops	As part of the Gore-Chernomyrdin process, ² DOE and the Russian Ministry of Fuels have (1) cosponsored the International Energy and Law Conference, (2) cooperated through DOE technical assistance, and (3) worked together in various energy efficiency projects.
Energy Efficiency Projects in Russia	DOE provides technical assistance and supports research promoting energy efficiency in Russia. Activities include supporting the Russian-American Memorandum of Cooperation for Energy Efficiency, which was signed in October 1993.

²The Gore-Chernomyrdin Commission is a bilateral effort between Russia and the U.S. to advance common interests in a variety of areas, including energy, space, science and technology, environment, business development, health, and defense diversification. The Office of the Vice President oversees U.S. activities carried out by executive agencies for the Commission.

Export Assistance	DOE provides technical assistance, training, and a database to support and upgrade export controls in Russia and the other states of the FSU.
Fissile Material Storage Containers	With funding from DOD, DOE provides design assistance and technical support for the fissile material storage containers for the safe and secure transportation and storage of nuclear weapons material.
Fissile Material Storage Facility Design	With funding from DOD, DOE provides design assistance for the construction of a safe, secure, and ecologically sound storage facility for fissile material derived from the destruction of nuclear weapons.
Fissile Material Storage Facility Equipment	With funding from DOD, DOE defines specifications for material control and accountability equipment associated with a fissile material storage facility.
Fusion Energy Research and Development Program	This program funds individual research subcontractors or procurements initiated by U.S. fusion program contractors and grantees with fusion research centers in Russia. Each action typically costs \$5,000 to \$95,000. Through these actions, the U.S. fusion program has benefited from Russian technical expertise and specialized equipment.
Human Genome Program	DOE's Office of Health and Environmental Research provides small grants directly to Russian molecular biologists to promote the sharing of research in this area.
International Nuclear Safety Program	With funding from USAID, DOE is trying to improve the level of safety in Soviet-designed nuclear power plants by (1) strengthening the operation and upgrading the physical conditions of plants, (2) promoting a safety culture, and (3) facilitating development of safety infrastructure in countries operating Soviet-designed reactors.
Joint Coordinating Committee on the Fundamental Properties of Matter	The primary focus of this program is the exchange of scientists and cooperative research and development activities, experiments, theory, and accelerator techniques in high energy and nuclear physics. Funds were used to purchase Russian magnets and detector components in support of U.S. high energy physics experiments, and are being used in support of the

Continuous Electron Beam Accelerator Facility and the Relativistic Heavy Ion Collider experiments in nuclear physics.

**Lab-to-Lab Collaborations
(nonweapons)**

DOE participates in scientific collaboration with Russian scientists on nonweapons-related topics such as defense conversion, nonproliferation, technology transfer, and other commercial interests.

**Limited Ground
Radiological Survey at
Semipalantinsk Nuclear
Test Site**

DOE conducted a radiation survey to assess the level and extent of contamination caused by Soviet nuclear testing at the test site in Kazakhstan.

**Material Protection,
Control, and
Accountability**

With partial funding from DOD, DOE provides material protection, control, and accountability assistance to the FSU, thereby enhancing their safeguards culture, thus increasing accountability, and deterring thefts of direct use nuclear material.

**Material Protection,
Control, and
Accountability Lab-to-Lab
Program**

With partial funding from DOD, DOE provides material protection, control, and accountability assistance to Russian labs, thereby enhancing their safeguards culture, thus increasing accountability, and deterring thefts of direct use nuclear material.

**Moscow and Ukraine
Energy Efficiency Centers**

With funding from USAID, Energy supports the ongoing efforts of the Moscow Center for Energy Efficiency. It also helps support an energy efficiency center in Ukraine.

**NIS Industrial Partnering
Program**

With funding from USAID, this program prevents proliferation of weapons of mass destruction through cooperative projects between the United States and defense-related industries in the FSU. The goal of these cooperative projects is to redirect technologies, materials, resources, and people in the FSU toward nonmilitary scientific and commercial research and development.

Nuclear Reactor Simulator

With funding from DOD, the program will provide Ukraine a nuclear reactor simulator for training nuclear power plant operators, engineers, inspectors, and other regulatory personnel. The program will provide

simulator-specific development, proposal evaluation, contractor selection, and ongoing support for 3 years.

Oil and Gas Technology
Center in Russia

The goal of this program is to establish an oil and gas technology center in a producing region of the Russian Federation to address technical, economic, and institutional issues associated with the decline in Russian oil and gas production.

Purchase of Russian
Plutonium-238 (Pu-238)

Under terms of an agreement between DOE and Minatom, the United States purchases Pu-238, a nonweapons grade isotope of plutonium, from the Mayak Production Association in Russia. The United States uses Pu-238 for civilian space power applications and Russia uses the hard currency from the sales for environmental remediation and social rehabilitation of the Chelyabinsk region.

Russian Railcar Surety
Study

This project, in conjunction with a larger project for design and procurement of railcar modification kits, studies mechanisms for improving the safety of Russian rail transportation of dismantled nuclear weapons.

Russian Highly Enriched
Uranium
Conversion/Blending
Facility

This program supports Russian design, development, and implementation of nuclear material protection, control, and accountability systems at facilities in Russia associated with the U.S.-Russian highly enriched uranium purchase.

Security Enhancement for
Railcars

With funding from DOD, DOE provides kits and spares for cargo cars and guard cars to ensure the safe and secure transportation of nuclear weapons and nuclear weapons material.

Superconducting Super
Collider

Expenditures during fiscal years 1994 and 1995 were settlements with Russian laboratories as a result of termination of the program. The program is now closed.

Support for Bilateral Arms
Reduction Efforts

DOE supports laboratory activities directed toward verification of fissile material production, implementation of agreements to increase

Appendix II
Agency Specific Information

transparency of warhead dismantlement, and construction of facilities to store components and materials from dismantled nuclear weapons.

Support for Project Sapphire

This project provided logistic support and salaries for scientists involved in the movement of highly enriched uranium from Kazakhstan to the United States; relocation of repackaging equipment; on-site support of the repackaging team; and conveying the material by safe, secure transport in the United States.

Support for Science and Technology Centers

DOE provides technical staff members to work at ISTC in Moscow and assist in the establishment of STCU.

U.S./FSU Joint Coordinating Committee for Civilian Nuclear Reactor Safety

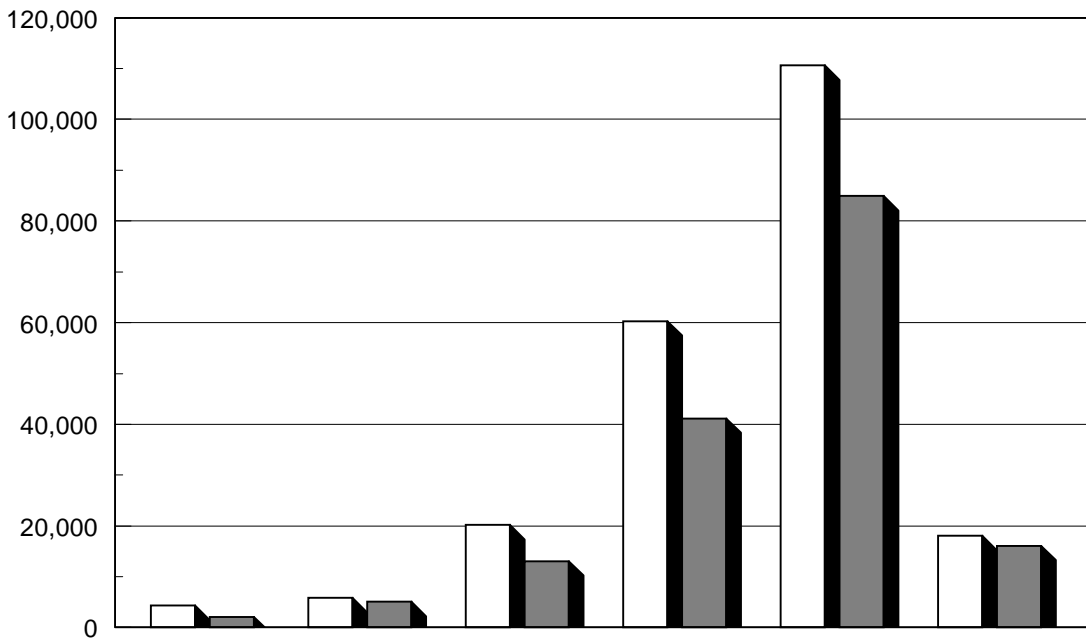
DOE works with Russia, Ukraine, and Belarus to address civilian nuclear reactor safety issues. Recent work emphasizes health impacts, including thyroid disease in children and leukemia in cleanup workers.

U.S./Russian Joint Coordinating Committee for Radiation Effects Research

DOE supports a bilateral agreement calling for support and facilitation of cooperative research on (1) health and environmental effects of nuclear contamination in Russia and (2) long-term effects of low-level chronic exposure to radiation.

USIA

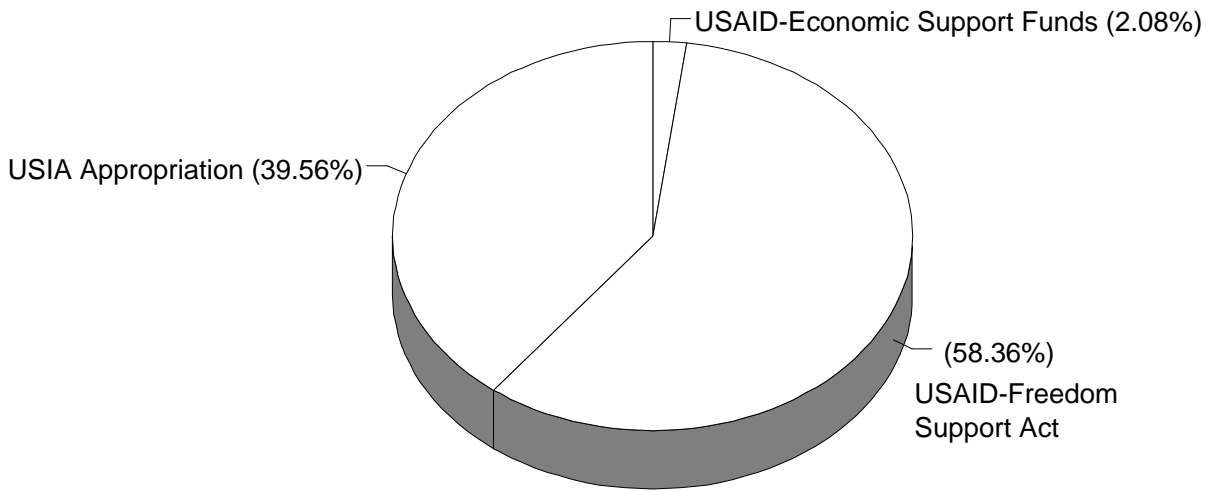
Figure II.14: Obligations and Expenditures for USIA-Implemented Noncredit Programs (Fiscal Year 1990 Through December 31, 1994) (Dollars in Thousands)



Fiscal year	1990	1991	1992	1993	1994	1stQ 95
Obligations <input type="checkbox"/>	\$4,299	\$5,858	\$20,202	\$60,286	\$110,611	\$18,070
Expenditures <input type="checkbox"/>	\$2,149	\$5,078	\$13,046	\$41,188	\$84,901	\$16,065

Total Obligations: \$219,326
Total Expenditures: \$162,427

Figure II.15: Appropriation Sources for USIA-Implemented Noncredit Obligations (Fiscal Year 1990 Through December 31, 1994)



All of the obligations for the U.S. Information Agency (USIA)-implemented noncredit programs came from the 150 International Affairs budget function classification.

**Appendix II
Agency Specific Information**

Table II.7: USIA Noncredit Program Obligations and Expenditures by Program (Fiscal Year 1990 Through December 31, 1994)

Dollars in thousands

Program	Obligations	Expenditures	Program end date
1,000/1,000 Program	\$21,620	\$16,019	To be determined
Academic Specialists	329	286	To be determined
America House	2,228	2,228	9/95
Book Translations	60	60	Completed 3/94
Business Exchanges	3,414	1,865	6/96
Diplomatic Training	205	187	Completed 3/94
Fulbright Scholars and Students	11,412	9,930	To be determined
Graduate and Undergraduate Top-up	11,830	7,938	8/97
Graduate Student Exchange Program	22,219	15,326	9/96
Humphrey Fellowship Program	590	429	To be determined
International Visitor Program	10,500	7,982	To be determined
Local and Regional Government	2,602	2,363	9/95
Muskie Fellowship Program	22,735	18,592	To be determined
NIS Media Assistance	2,123	1,202	To be determined
NIS Program Administration Costs	378	378	7/96
NIS Training	5,616	4,904	To be determined
NIS Youth Secondary Exchange	56,900	38,062	7/96
Parliamentary Exchange	1,918	1,918	To be determined
Program Evaluation and Administration	33	17	To be determined
Public Administration Training	1,020	1,020	Completed 3/94
Public Policy Advisers	390	350	Completed 3/94
Regional Scholar Program	11,187	8,826	To be determined
Russian Junior Faculty Program	2,474	1,547	6/96
Samantha Smith Academic Exchanges	2,521	2,364	To be determined
Samantha Smith Youth Exchanges	2,575	2,397	To be determined
Social Science and Civics Education programs	691	417	To be determined
Teacher Exchange Program	2,365	1,568	To be determined
Technical Assistance for Public Policy	75	77	Completed 3/94
Undergrad Student Exchange Program	8,979	6,362	8/96
University Linkages and NIS University Partnership	10,337	7,813	To be determined
Total	\$219,326	\$162,427	

USIA implemented the following 30 programs:

1,000/1,000 Program	The President's University Student Exchange (1,000/1,000 student exchange) provides grants to U.S. educational, cultural, and other nonprofit institutions to support undergraduate exchanges between the United States and the FSU to promote mutual understanding.
Academic Specialists	With the use of 2- to 6-week single-country grants, American experts consult with academics and professionals at foreign educational or other key institutions about specific issues, such as curriculum or institutional development, or conduct academic or professional seminars/workshops for foreign audiences.
America House Program	This program plans for the opening and initial operation of an America House in Kiev, Ukraine; Alma Ata, Kazakhstan; and Vladivostok, Russia. America House facilities will function as a base for visiting American technical advisers, teachers, government experts, and volunteers carrying out both U.S. government and private sector assistance programs.
Book Translations Program	With funding from USAID, USIA helped translate books in six FSU countries.
Business Exchanges	The Business for Russia Program arranges 1 month U.S.-based internships to provide Russian entrepreneurs with practical knowledge of a market economy and to promote a supportive business environment for the participants upon their return to Russia. Russians are hosted by groups in local American communities and stay with host families.
Diplomatic Training Program	This program provided training for 30 officials representing the foreign ministers of Armenia, Georgia, Kazakhstan, Kyrgyzstan, Moldova, Tajikistan, Turkmenistan, Ukraine, and Uzbekistan in the establishment of a diplomatic service. Two 2-week workshops were held in Salzburg, Austria.
Fulbright Scholars and Students	The Fulbright program exchanges U.S. and foreign faculty lecturers, researchers, and graduate students for one semester to one academic year.

Graduate and Undergraduate Top-up Program

Under this program, USIA awards grants to undergraduate and graduate students from the FSU who are admitted to U.S. universities but need partial financial assistance. Maximum grants of \$10,000 per student are awarded to defray transportation and living expenses. The U.S. institution is expected to provide full tuition for the recipient.

Graduate Student Exchange Program

Under this program, fellowships for graduate-level study in the United States are granted in the fields of public administration, economics, business, educational administration, public policy, and law for students and professionals from the FSU.

Humphrey Fellowship Program

The Hubert H. Humphrey Fellowship Program awards grants to mid-career professionals for a 1-year program of nondegree study and practical experience. Fellows are selected based on their potential for national leadership.

International Visitor Program

Foreign leaders and potential leaders in a broad variety of professional fields meet with their counterparts in the United States for approximately 30 days and experience U.S. culture and society. The European Branch programs include individual visitors, single-country projects, subregional projects in the FSU and Baltic, European regional projects, and Freedom Support and technical assistance grants.

Local and Regional Government Programs

The program provides opportunities for FSU participants to examine the relationship among federal, regional, and local levels of government. Individual projects include internship programs, study tours, and short-term nontechnical training workshops.

Muskie Fellowship Program

The Edmund S. Muskie Fellowship Program provides scholarships to young and mid-career citizens from the FSU for graduate study in the United States in the fields of business administration, economics, law, and public administration. The fellowship also provides 3- to 6-month internships for participants to make professional contacts for businesses, law firms, international organizations, university research centers, and other private sector institutions. The objective of the program is to promote democratic and economic reform.

NIS Media Assistance	With funds from the Freedom Support Act, USIA conducts a variety of media programs in Russia and Kyrgyzstan, including media workshops and seminars on journalistic techniques, the role of the free press in a democratic society, the business of media, and information gathering in specific fields; media equipment donations; establishment of a media resource clearing house at the Russian American Press Center in Moscow; and news media internships and in-country training sessions for journalists.
NIS Program Administrative Costs	The figures in table II.6 for this program are administrative and travel costs billed to USAID through an interagency agreement as part of USIA's implementation of programs funded through transfer from USAID.
NIS Training	The NIS Training Program focuses on local government and public administration, business, and media. Programs can include "train the trainers" models; support to indigenous training centers; and seminars, workshops, and observation study tours in the United States and the FSU.
NIS Youth Secondary Exchange	Grants are awarded to U.S. institutions to bring FSU high school students to the United States and send Americans to the FSU on short-term and long-term exchanges. The program supports four areas: (1) the Academic Year Program, (2) the Semester Inbound/Academic Year Outbound, (3) the Short-Term Thematic Program, and (4) the School Linkage Program.
Parliamentary Exchange Program	This program introduces parliamentarians from the FSU to the U.S. legislative system by providing an opportunity to observe the day-to-day work of U.S. Members of Congress in Washington and their home districts.
Program Evaluation and Administration	Freedom Support Act funds are provided for salaries of temporary personnel hired to administer programs, travel to program sites, development and administration of evaluation instruments for program participants, and monitoring efforts by program staff.
Public Administration Training Program	Under this program, national and local leaders are trained in the principles and practices of democratic governance. The emphasis is on managing governmental structures at the local, regional, and national levels. Citizen

participation, sister cities' relationships, long-term links, and training programs are featured.

Public Policy Advisers

Public policy advisers work with FSU host governments to help set up democratic forms of governance. They help resolve issues related to personnel management; budget; local and regional government; education; constitutional structure; economic development; public awareness programs; and relations among the executive branch, national legislatures, and local government.

Regional Scholar Program

The Regional Scholar Exchange Program provides grants to doctoral and post-doctoral scholars in the FSU for research in the United States and for Americans to conduct research in the FSU in the humanities and the social sciences. The objectives are to promote international advanced scholarly cooperation and allow an exchange of access to research sources.

Russian Junior Faculty Program

This program is designed to complement the Fulbright Scholarship Program by offering 1 year fellowships to Russian professors to conduct research, attend classes, and work with a mentor to develop revised curricula in the fields of business administration, public administration, law, economics, library science, library administration, and university administration.

Samantha Smith Academic Exchanges

The Samantha Smith Memorial Exchange Program provides grants to U.S. educational, cultural, and other nonprofit institutions to support undergraduate exchanges between the United States and the FSU, the Baltic countries, and Eastern Europe. The purpose of the program is to promote mutual understanding through educational and cultural exchange.

Samantha Smith Youth Exchanges

This program provides for exchanges of high school students in the FSU and the United States. One objective of the program is to promote democratic reform by exposing youth directly to American political, economic, and social systems.

**Social Science and Civics
Education Programs**

USIA programs for reforming social sciences curricula provide semester or academic year fellowships at major U.S. research or teaching institutions for Russian junior faculty teachers of the social sciences or law.

**Teacher Exchange
Program**

This program supports one- and two-way exchange programs for educators at the secondary and post-secondary levels with a focus on English, social sciences, and curriculum reform. The program includes a project for teaching assistants that brings young Russian teachers and recent graduates of pedagogical institutes in the fields of social sciences and English to 2- and 4-year colleges and universities in the United States.

**Technical Assistance for
Public Policy**

The USIA Information Office at the American Embassy in Moscow and the USIA Television Service, Foreign Broadcast Support Office provided opportunities for Russian television documentary and news producers/journalists to make TV documentaries on topics within the context of rule of law for broadcast on prime time national television in Russia and the FSU.

**Undergraduate Student
Exchange Program**

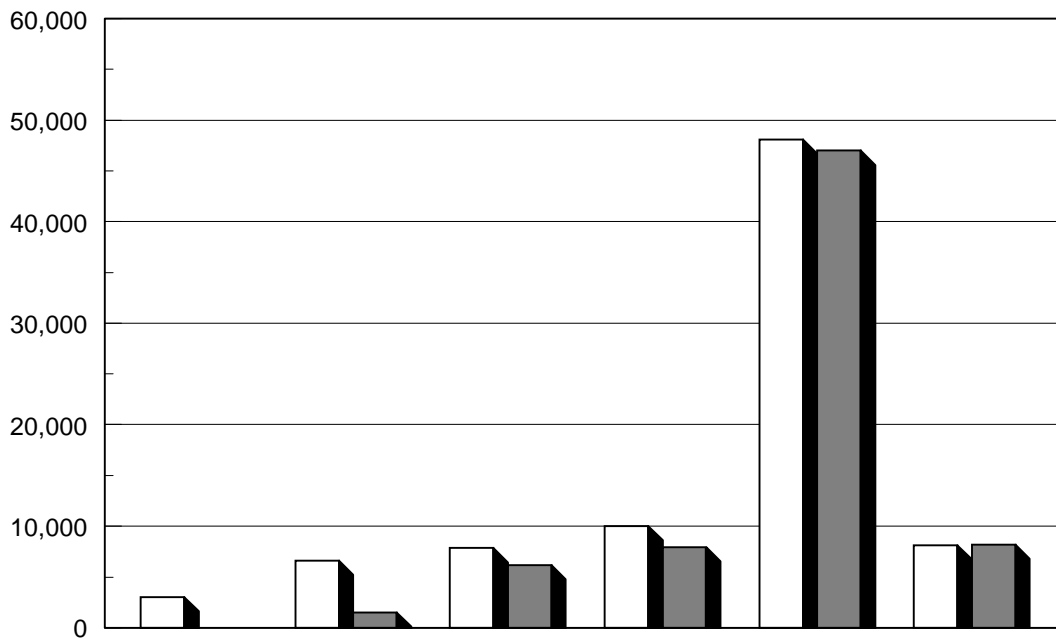
Fellowships for undergraduate study in the United States are granted in the fields of agriculture, computer science, business, economics, public policy/government, and education. Undergraduate candidates are recruited in the FSU through a cooperative effort administered by the American Council of Teachers of Russian and the American Collegiate Consortium.



**University Linkages and
the NIS University
Partnership Program**

The University Affiliations Program's objective is to support institutional linkages between U.S. and foreign colleges and universities with a demonstrated commitment to internationalizing their academic programs in a variety of fields, including social sciences, humanities, arts, law, and business. This program targets partnerships that support development of curricula and teaching methodologies and that seek to modernize administrative structures at higher education institutions in the FSU.

Department of State

Figure II.16: Obligations and Expenditures for State-Implemented Noncredit Programs (Fiscal Year 1990 Through December 31, 1994) (Dollars in thousands)

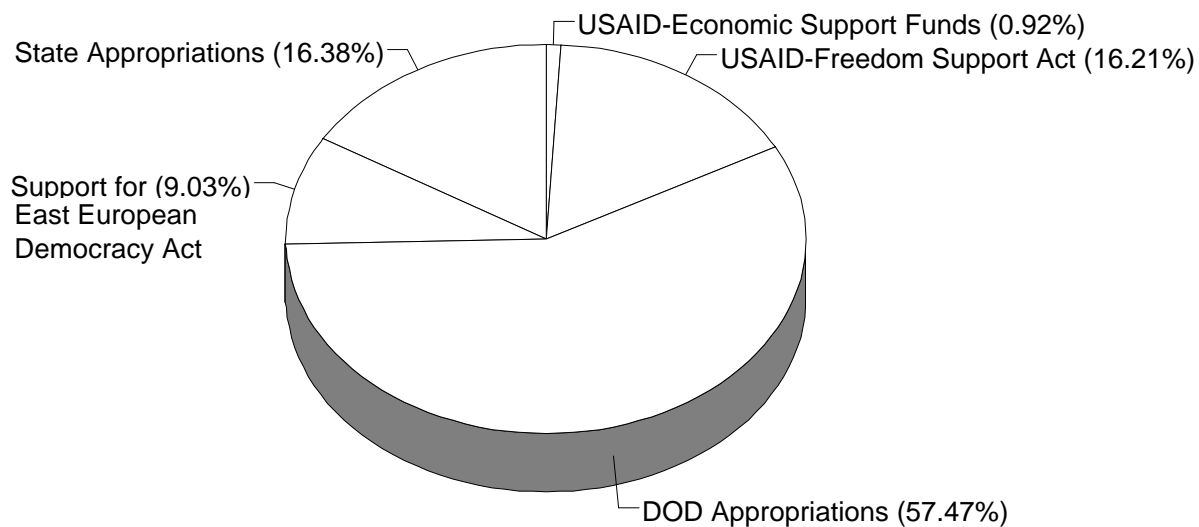


Fiscal year	1990	1991	1992	1993	1994	1stQ 95
Obligations 	\$3,034	\$6,630	\$7,848	\$10,018	\$48,105	\$8,116
Expenditures 	\$0	\$1,529	\$6,178	\$7,940	\$46,984	\$8,217

Total Obligations: \$83,751
Total Expenditures: \$70,848

Appendix II
Agency Specific Information

Figure II.17: Appropriation Sources for State-Implemented Noncredit Obligations (Fiscal Year 1990 Through December 31, 1994)



**Appendix II
Agency Specific Information**

Figure II.18: OMB Budget Function Classifications for State-Implemented Noncredit Obligations (Fiscal Year 1990 Through December 31, 1994)

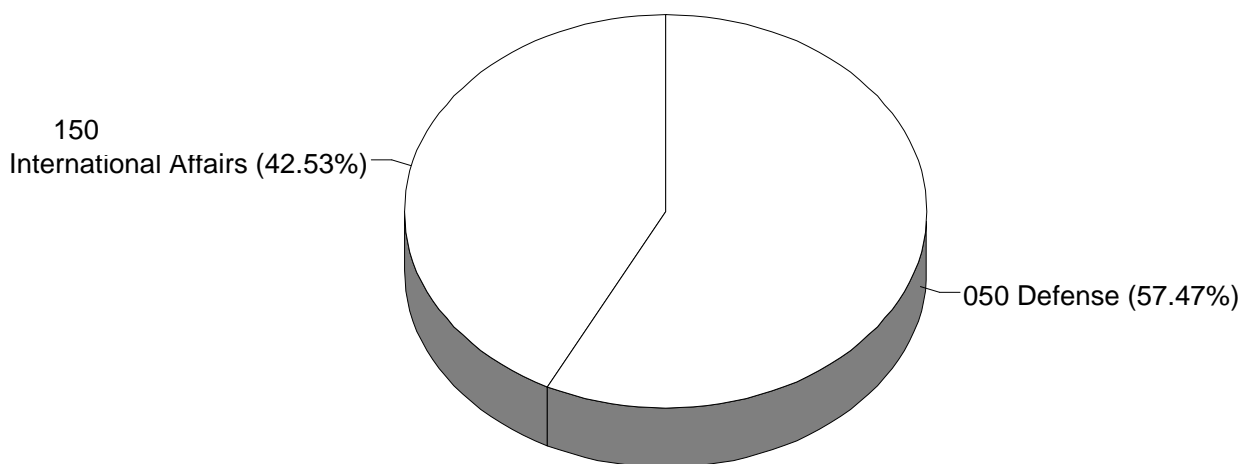


Table II.8: State Department Noncredit Program Obligations and Expenditures by Program (Fiscal Year 1990 Through December 31, 1994)

Dollars in thousands

Program	Obligations	Expenditures	Program end date
Communications Link	\$345	\$323	6/30/96
Foreign Diplomat Training	365	336	Completed 6/27/94
Humanitarian Assistance	49,935	47,302	1/1/00
Miscellaneous State Department Assistance Efforts	90	45	Completed
NIS Rule of Law	429	301	To be determined
NIS Telecom Technical Assistance Program	455	455	9/98
Program for the Study of Eastern Europe and the NIS (Title VIII)	29,182	20,080	8/31/96
Russian Fissile Material Storage Facility Design	244	244	Completed
Science and Technology Centers	767	765	12/03
Science and Technology Cooperation	1,677	945	9/30/95
Travel Costs and Translation Services	262	52	Completed
Total	\$83,751	\$70,848	

The State Department implemented or supported the following 11 programs:

Communications Link

With partial funding from DOD, the program established the U.S. terminals for communications links with Belarus, Ukraine, and Kazakhstan.

Foreign Diplomat Training

With funding from USAID, State trained many of the new and inexperienced diplomats from former Soviet states who had been brought on board to staff newly created or significantly revamped foreign ministries.

Humanitarian Assistance

State transports private sector and U.S. government excess materials (food, medicines, hospitals, and medical and farm equipment and supplies) to the FSU. Distribution is made directly to the needy by nongovernmental organizations and local administrations. These figures only include transportation costs incurred during fiscal year 1994 and the first quarter of fiscal year 1995.

Miscellaneous State
Department Assistance
Efforts

This program represents small funding transfers from USAID to State to support the overall U.S. assistance effort.

NIS Rule of Law

With funding from USAID, this program promotes changes in the roles and attitudes of players in the FSU legal system, thereby elevating the functions and stature of judges and subordinating prosecutors' roles to legal constraints and judicial power.

NIS Telecom Technical
Assistance Program

With funding from USAID, the program strives to enhance private sector development of telecommunications in the FSU by (1) funding multilateral and bilateral telecommunication technical assistance programs and (2) developing policy seminars and workshops on telecommunication regulatory issues, policy matters, technical coordination, charging/tariff policies, and competition/privatization of telecommunication.

Program for the Study of
Eastern Europe and the
NIS (Title VIII)

The intent of the program is to redress the diminishing supply of experts on this region by providing stable, long-term financing on a national level for advanced research, graduate and language training; public

Appendix II
Agency Specific Information

dissemination of research data, methods, and findings; and contact and collaboration among government and private specialists. State awards grants to national organizations, which then make awards to individual scholars or other institutions.

Russian Fissile Material Storage Facility-Design

This program represents DOD funding transfers to the State Department to support the DOD CTR program in fissile material storage facility design.

Science and Technology Centers

With funding from DOD, State provided support for the DOD-managed science and technology center in Russia. The center is designed to be a clearinghouse for developing, selecting, funding, and monitoring projects that will be carried out primarily at institutions and facilities in the FSU. The program will be transferred to the State Department in fiscal year 1996.

Science and Technology Cooperation

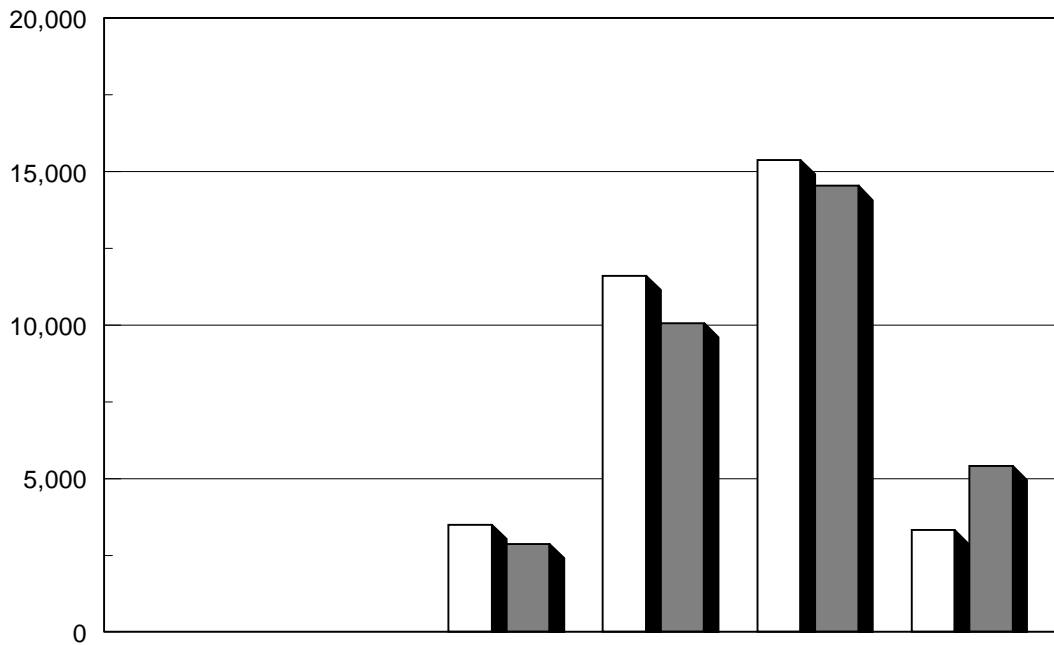
State's Bureau of Oceans and International Environmental and Scientific Affairs provides funding to (1) develop multilateral cooperation and negotiate international agreements; (2) expand international science, technology, and health cooperation; (3) negotiate agreements and support programs to advance U.S. fishing and marine conservation goals; and (4) integrate sustainable development into economic and social activities.



Travel Costs and Translation Services

This program represents funding transfers from DOD to the State Department for travel costs and translation services that supported the CTR program.

Peace Corps

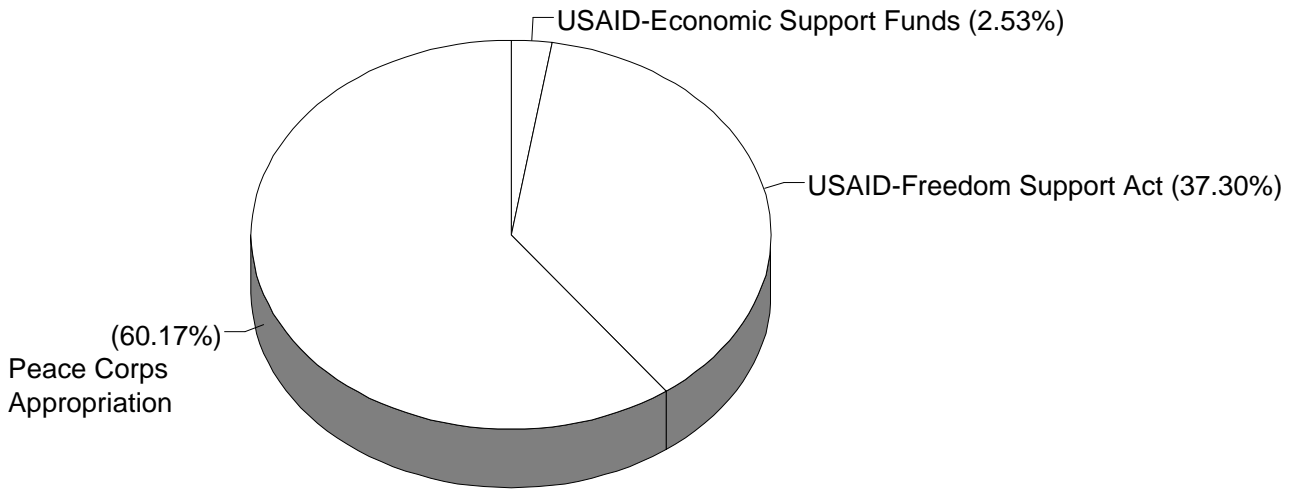
Figure II.19: Obligations and Expenditures for Peace Corps-Implemented Noncredit Programs (Fiscal Year 1990 Through December 31, 1994) (Dollars in thousands)



Fiscal year	1990	1991	1992	1993	1994	1stQ 95
Obligations 	\$0	\$0	\$3,505	\$11,608	\$15,378	\$3,322
Expenditures 	\$0	\$0	\$2,874	\$10,074	\$14,537	\$5,423

Total Obligations: \$33,813
Total Expenditures: \$32,908

Figure II.20: Appropriation Sources for Peace Corps-Implemented Noncredit Obligations (Fiscal Year 1990 Through December 31, 1994)



All of the obligations for Peace Corps-implemented noncredit programs came from the 150 International Affairs budget function classification.

Table II.9: Peace Corps Noncredit Program Obligations and Expenditures by Program (Fiscal Year 1990 Through December 31, 1994)

Dollars in thousands

Program	Obligations	Expenditures	Program end date
Education	\$19,469	\$18,842	To be determined
Small Business Development	14,344	14,066	To be determined
Total	\$33,813	\$32,908	

The Peace Corps implemented the following two programs:

Education

Peace Corps volunteers teach English in secondary schools throughout the FSU and work closely with Ministries of Education to develop teaching

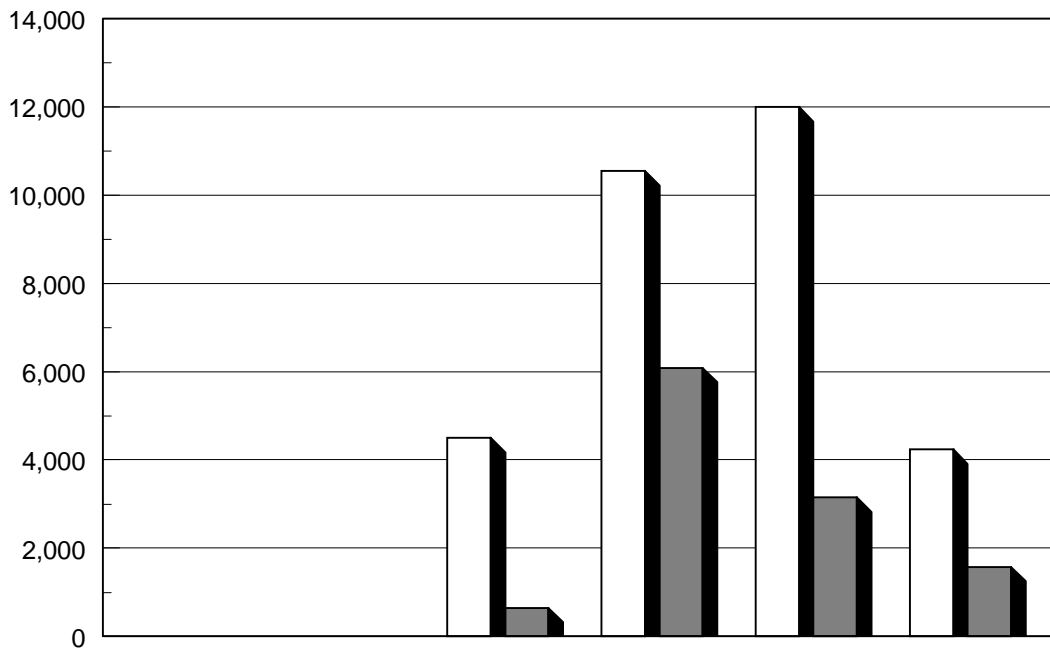
methods and curricula for students and educators. Volunteers also provide more advanced levels of English programs for business entrepreneurs and government officials as they seek to expand their contact with the international community.

**Small Business
Development**

To support the transition to free market economies, volunteers are working in business centers throughout the FSU, providing information and advice to individual entrepreneurs and newly privatized businesses. Specific activities include helping banking industries structure commercial credit services, teaching business and entrepreneurial development, and working as municipal advisers to local governments.

TDA

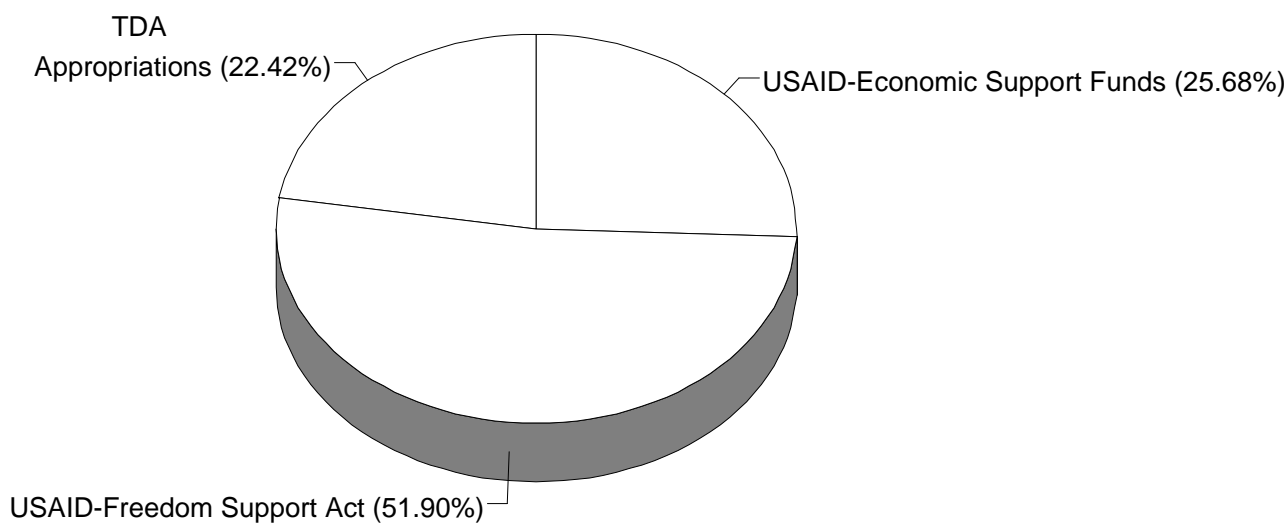
Figure II.21: Obligations and Expenditures for TDA-Implemented Noncredit Programs (Fiscal Year 1990 Through December 31, 1994) (Dollars in Thousands)



Fiscal year	1990	1991	1992	1993	1994	1stQ 95
Obligations	\$0	\$0	\$4,497	\$10,546	\$11,996	\$4,235
Expenditures	\$0	\$0	\$647	\$6,080	\$3,145	\$1,575

Total Obligations: \$31,274
Total Expenditures: \$11,447

Figure II.22: Appropriation Sources for TDA-Implemented Noncredit Obligations (Fiscal Year 1990 Through December 31, 1994)



All of the obligations for TDA-implemented noncredit programs came from the 150 International Affairs budget function classification.

Table II.10: TDA Noncredit Program Obligations and Expenditures by Program (Fiscal Year 1990 Through December 31, 1994)

Dollars in thousands

Program	Obligations	Expenditures	Program end date
Trade and Development Opportunities	\$31,274	\$11,447	To be determined
Total	\$31,274	\$11,447	

TDA implemented the following program:

Trade and Development Opportunities in the NIS

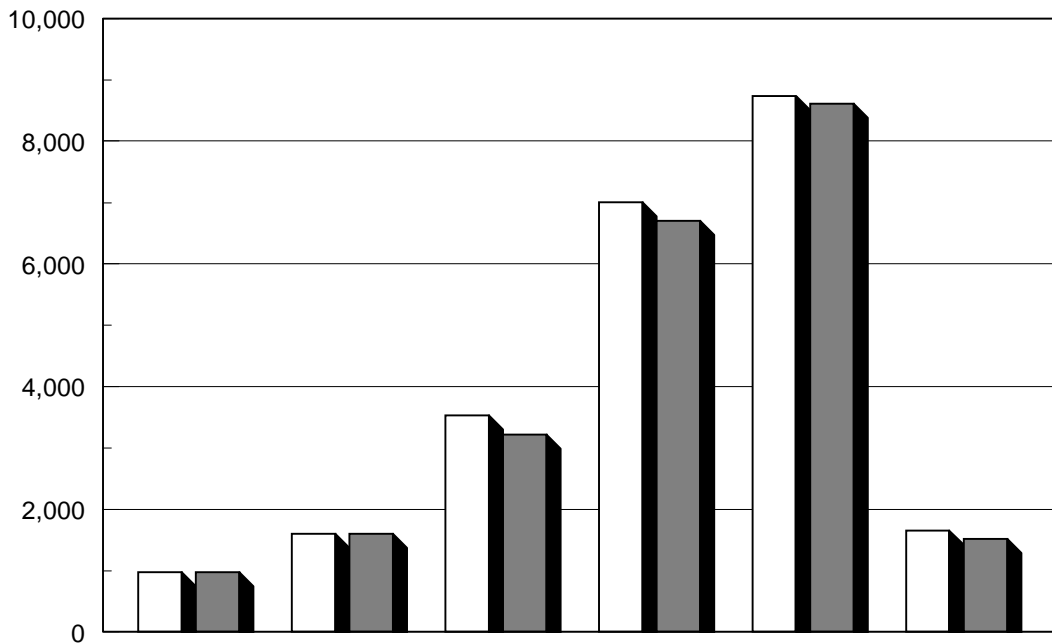
With partial funding from USAID, TDA has helped U.S. companies pursue overseas business opportunities in developing and middle-income countries since early 1992. By funding feasibility studies, orientation visits,

Appendix II
Agency Specific Information

specialized training grants, and various forms of technical assistance, TDA enables American businesses to become involved in the planning stages of major infrastructure and industrial projects. Projects have involved oil and gas, telecommunications, aviation, electric power, mixed residential and commercial development, minerals development, and manufacturing.

HHS

Figure II.23: Obligations and Expenditures for HHS-Implemented Noncredit Programs (Fiscal Year 1990 Through December 31, 1994) (Dollars in Thousands)

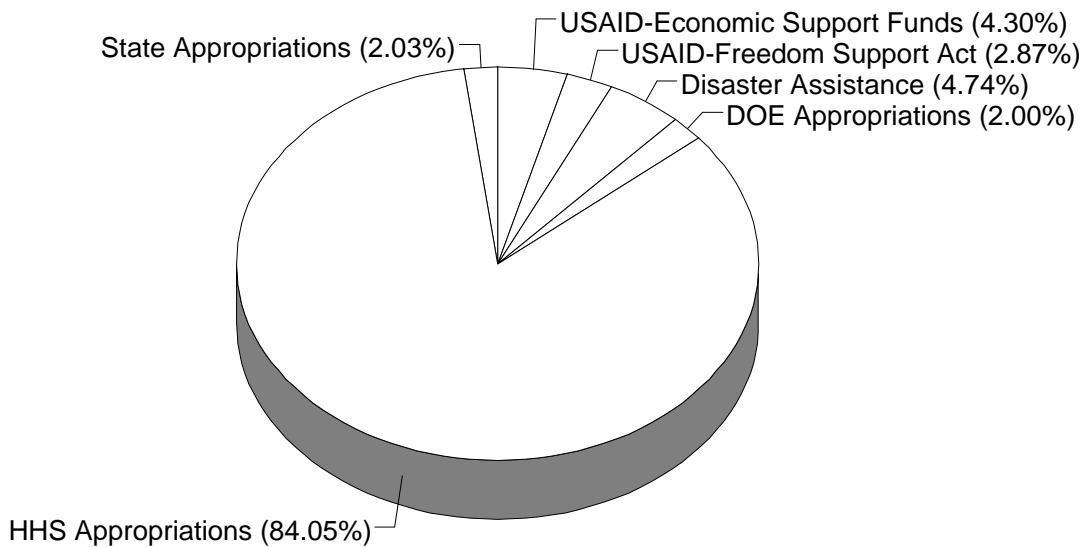


Fiscal year	1990	1991	1992	1993	1994	1stQ 95
Obligations 	\$981	\$1,598	\$3,536	\$7,007	\$8,734	\$1,656
Expenditures 	\$981	\$1,598	\$3,221	\$6,705	\$8,607	\$1,517

Total Obligations: \$23,512
Total Expenditures: \$22,629

Appendix II
Agency Specific Information

Figure II.24: Appropriation Sources for HHS-Implemented Noncredit Obligations (Fiscal Year 1990 Through December 31, 1994)



**Appendix II
Agency Specific Information**

Figure II.25: OMB Budget Function Classifications for HHS-Implemented Noncredit Obligations (Fiscal Year 1990 Through December 31, 1994)

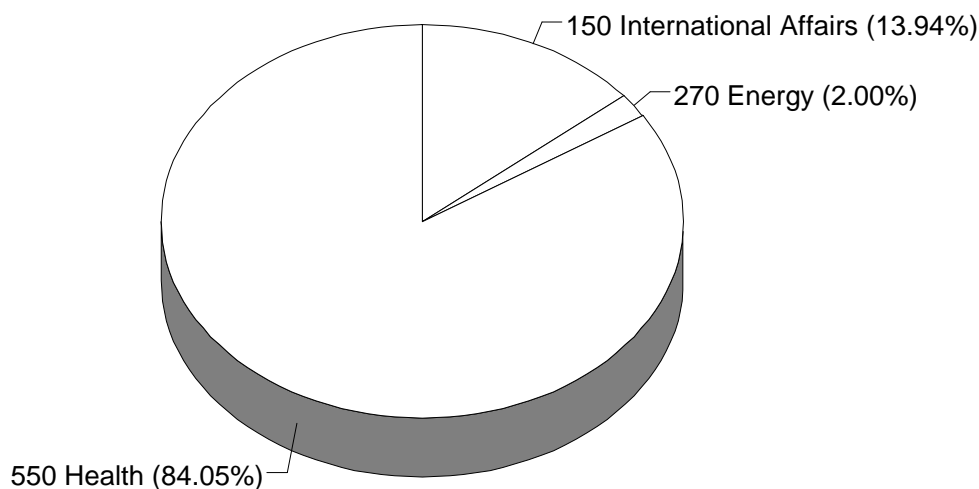


Table II.11: HHS Noncredit Program Obligations and Expenditures by Program (Fiscal Year 1990 Through December 31, 1994)

Dollars in thousands

Program	Obligations	Expenditures	Program end date
Centers for Disease Control Programs in Technical Assistance and Exchanges	\$1,126	\$1,126	To be determined
Emergency Public Health Information Surveillance System	1,394	1,117	8/96
Food and Drug Administration Activities with the USSR	116	116	Completed 9/94
Food and Drug Administration Vaccine and Related Assistance	1,333	1,255	9/96
Miscellaneous Cooperative Science and Technology Activities	1,451	1,326	To be determined
National Cancer Institute Projects	2,646	2,646	To be determined
National Institutes for Health Biomedical and Behavioral Research	14,355	4,005	To be determined
Scientific Exchanges of Cardiopulmonary Scientists	1,091	1,038	To be determined
Total	\$23,512	\$22,629	

HHS implemented the following eight programs:

CDC Programs in
Technical Assistance and
Professional
Exchanges/Training

These programs provide technical assistance in polio eradication and diphtheria control and support for professional exchanges and training of health professionals. The majority of the activities are collaborative and result from shared professional and scientific interests; they are not part of any explicit CDC program conducted exclusively in the FSU.

Emergency Public Health
Information Surveillance
System

With funding from USAID, CDC pursues a number of programs in nine FSU countries. In the Caucasus, CDC works to refine, strengthen, and incorporate an emergency public health information surveillance system into the Armenian and Georgian Ministries of Health. In Central Asia, CDC assists the republics in using public health data in policy formation and the production of monthly public health bulletins. CDC also provides technical assistance in a variety of areas to ensure progress and account for specific public health emergencies. Training accounts for a significant portion of all CDC project activities in the FSU.

Food and Drug
Administration Activities
With the USSR

This program represents the Food and Drug Administration (FDA) activities under the aegis of the HHS-USSR Ministry of Health Bilateral Health Agreement. The agency provided funding for in-country and per diem expenses for Soviet courtesy visits, orientations, scientific exchanges, and guest researchers.

FDA Vaccine and Related
Assistance

With funding from USAID, FDA assists FSU authorities address (1) the quality and quantity of pharmaceutical biological products and medical products and (2) food safety during the transition from a command to market economy. Activities include helping to streamline the registration of FDA regulated products and providing technical assistance, training, and information.

Miscellaneous Cooperative
Science and Technology
Activities

This program represents a variety of conferences, studies, workshops, and exchanges involving U.S. and FSU researchers in a number of health-related fields, including Primatology, alcohol abuse, and HIV-AIDS.

National Cancer Institute
Projects

In the FSU, the National Cancer Institute is (1) designing studies of leukemia and thyroid cancer following the Chernobyl accident, (2) determining whether new procedures can be used to measure the effects of radiation on humans, (3) supporting outstanding young FSU

cancer researchers, (4) training physicists formerly engaged in military applications, and (5) engaging in a short-term scientist exchange program.

**National Institutes for
Health Biomedical and
Behavioral Research**

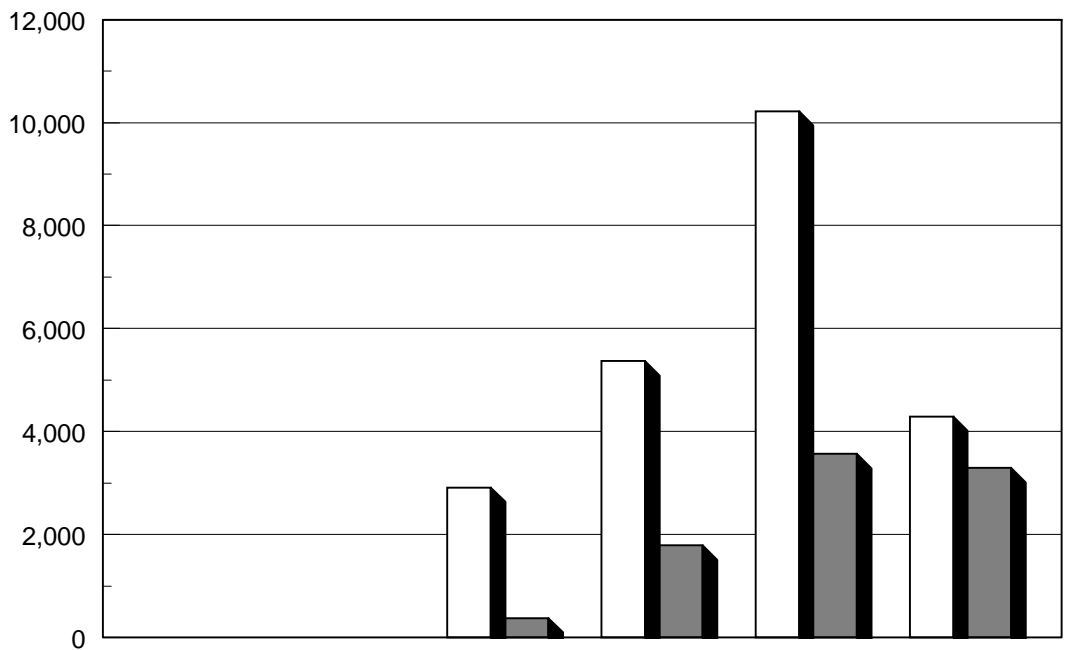
The National Institutes for Health is working with the FSU to strengthen biomedical research in FSU countries and apply that research to improve the health of humans and reduce the burdens of disease and disability.

**Scientific Exchanges of
Cardiopulmonary
Scientists**

This program, underway since 1972, supports exchanges of scientists from the United States and the FSU to advance their knowledge and understanding of cardiopulmonary diseases and their treatment through biomedical research of mutual interest and benefit. Cooperating foreign scientists participate on a cost-sharing basis and with the support of their research institute. Research projects build on the scientific priorities mandated by Congress for the National Heart, Lung, and Blood Institute.

Department of
Commerce

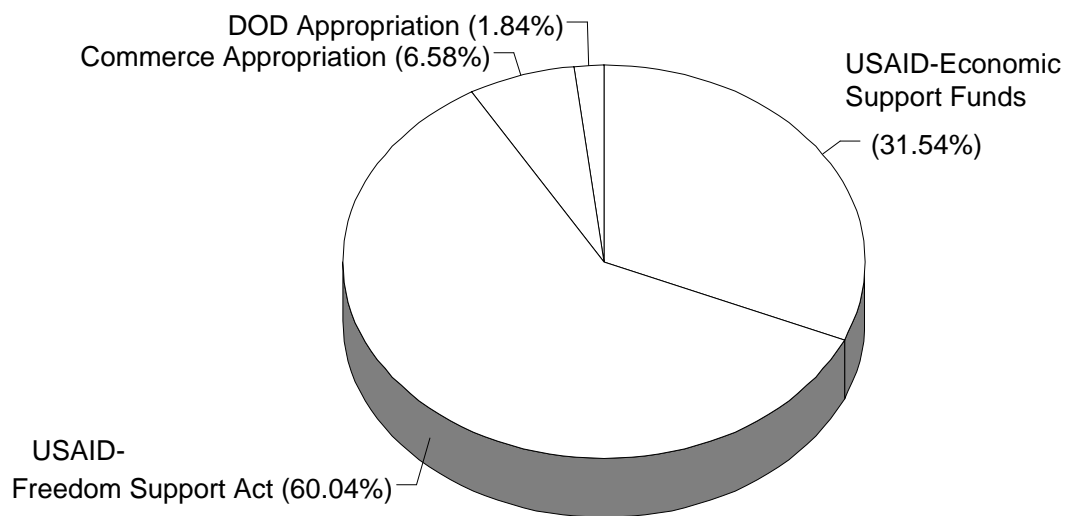
Figure II.26: Obligations and Expenditures for Commerce-Implemented Noncredit Programs (Fiscal Year 1990 Through December 31, 1994) (Dollars in thousands)



Fiscal year	1990	1991	1992	1993	1994	1stQ 95
Obligations 	\$0	\$0	\$2,911	\$5,366	\$10,224	\$4,295
Expenditures 	\$0	\$0	\$374	\$1,788	\$3,565	\$3,293

Total Obligations: \$22,796
Total Expenditures: \$9,020

Figure II.27: Appropriation Sources for Commerce-Implemented Noncredit Obligations (Fiscal Year 1990 Through December 31, 1994)



**Appendix II
Agency Specific Information**

Figure II.28: OMB Budget Function Classifications for Commerce-Implemented Noncredit Obligations (Fiscal Year 1990 Through December 31, 1994)

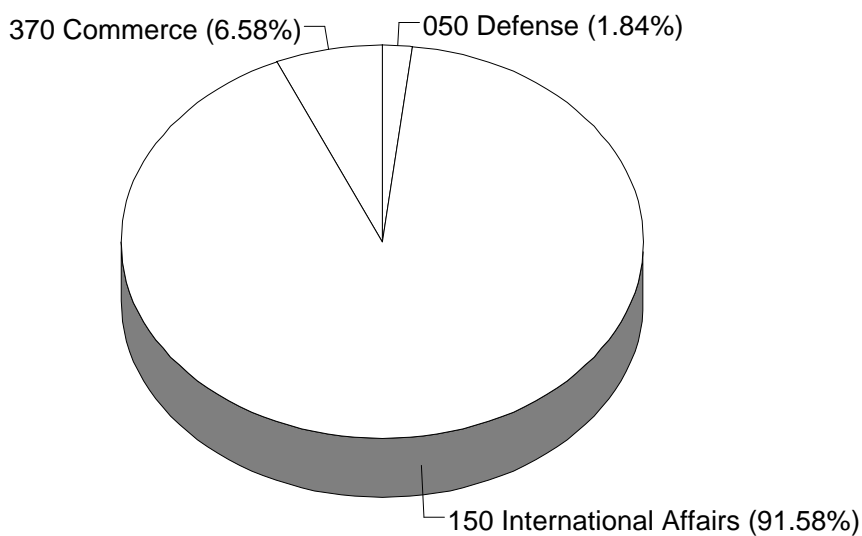


Table II.12: Commerce Noncredit Program Obligations and Expenditures by Program (Fiscal Year 1990 Through December 31, 1994)

Dollars in thousand

Program	Obligations	Expenditures	Program end date
American Business Centers	\$8,545	\$3,039	9/97
Assistance to Russia and Ukraine on GATT/WTO Accession	123	49	12/95
BISNIS (Business Information Service for the NIS)	1,932	1,879	To be determined
CABNIS (Consortium of American Businesses in NIS)	5,925	1,921	To be determined
Export Control Development Cooperation	420	338	To be determined
SABIT (Special American Business Internship Program)	5,122	1,424	To be determined
UHIPP (U.S. Health Industry Partnership Program)	729	370	6/96
Total	\$22,796	\$9,020	

The Department of Commerce implemented the following seven programs:

American Business Center Program

With funding from USAID, this program, mandated by section 301 of the Freedom Support Act, promotes the rapid expansion of U.S. trade and

investment in the FSU, with emphasis on small- and medium-sized U.S. firms. The Centers provide American companies with a broad range of business development and facilitation services.

Assistance to Russia and Ukraine on General Agreement on Trade and Tariffs/World Trade Organization Accession

With funding from USAID, this program helps Russia and Ukraine accede to the World Trade Organization. The General Agreement on Trade and Tariffs—Uruguay round agreements contain a number of obligations in many trade-related fields that Russia and Ukraine must assume in order to join the World Trade Organization. Commerce has a resident adviser in each country to help the governments respond to the international trade community and develop ways to implement obligatory requirements.

Business Information Service for the NIS

With funding primarily from USAID, this program provides information, counseling, contacts, and trade leads to U.S. companies interested in doing business in the FSU through an information hotline, publications, the Internet, and other services. The program also assists FSU companies find U.S. partners.

Consortium of American Businesses in the NIS

With funding from USAID, this program is designed to help U.S. firms establish a commercial presence in markets and enhance privatization in the FSU. Nonprofit grantees form consortia of for-profit U.S. firms interested in trading with the FSU and the program provides funds to these grantees to help cover the costs of establishing offices in the FSU.

Export Control Development Cooperation

With funding from DOD, this program (1) assists in developing effective, multipurpose export control systems in the FSU and (2) helps obtain the countries' adherence to multilateral regimes that seek to control the transfer of weapons of mass destruction, related technologies, and other sensitive goods and technologies. The program is divided into four areas of activity: project development, export control community technical interaction, training and technical assistance, and equipment and facilities.

Special American Business Internship Training Program

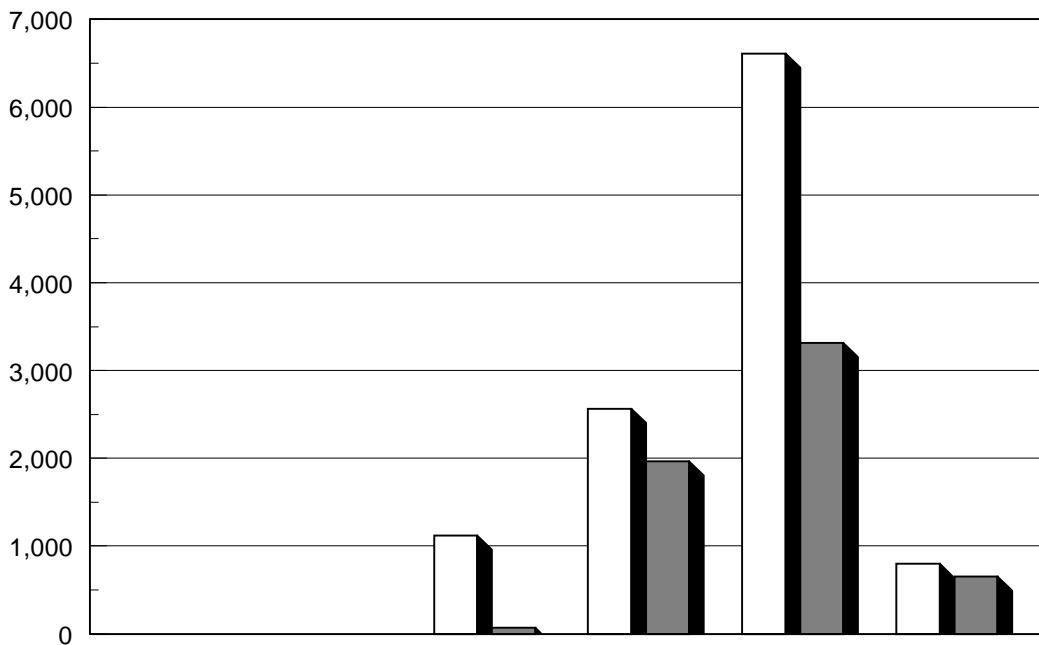
With funding from USAID, this program supports the FSU transition to a market economy while fostering long-term commercial ties between them and the United States. Under this program, Commerce provides grants to American companies to help defray the costs of hosting FSU managers and scientists for 3 to 6 months of hands-on training.

**U.S. Health Industry
Partnership Program**

With funding from USAID, this program assists American medical device, health-care service, and pharmaceutical companies pursuing business opportunities in the FSU by collecting and disseminating market data, organizing business development and reverse trade missions, and sharing the high costs of exploring these emerging markets.

Department of the Treasury

Figure II.29: Obligations and Expenditures for Treasury-Implemented Noncredit Programs (Fiscal Year 1990 Through December 31, 1994) (Dollars in thousands)



Fiscal year	1990	1991	1992	1993	1994	1stQ 95
Obligations	\$0	\$0	\$1,124	\$2,564	\$6,609	\$798
Expenditures	\$0	\$0	\$71	\$1,966	\$3,314	\$655

Total Obligations: \$11,095
Total Expenditures: \$6,006

Appendix II
Agency Specific Information

Figure II.30: Appropriation Sources for Treasury-Implemented Noncredit Obligations (Fiscal Year 1990 Through December 31, 1994)

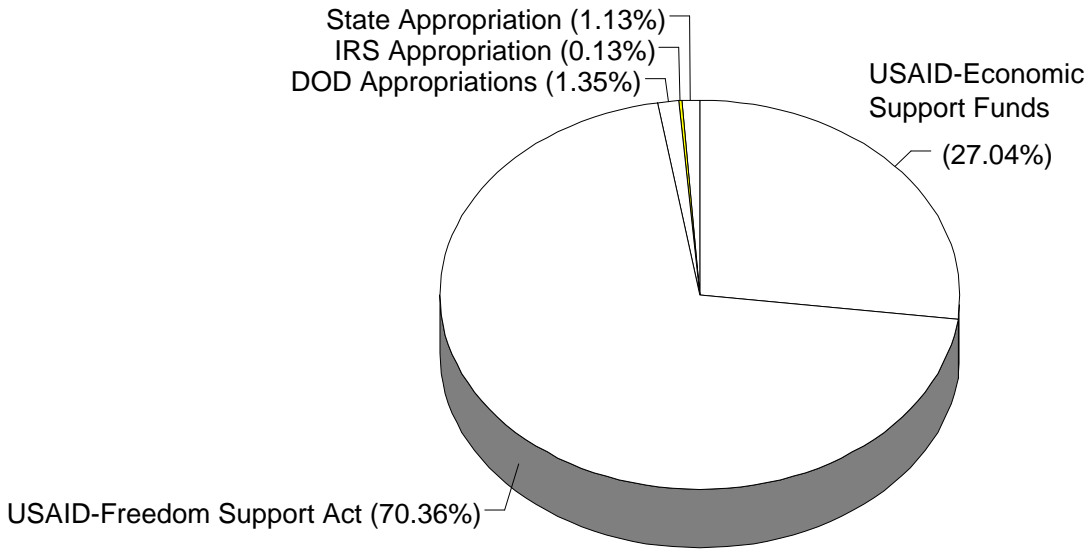


Figure II.31: OMB Budget Function Classifications for Treasury-Implemented Noncredit Obligations (Fiscal Year 1990 Through December 31, 1994)

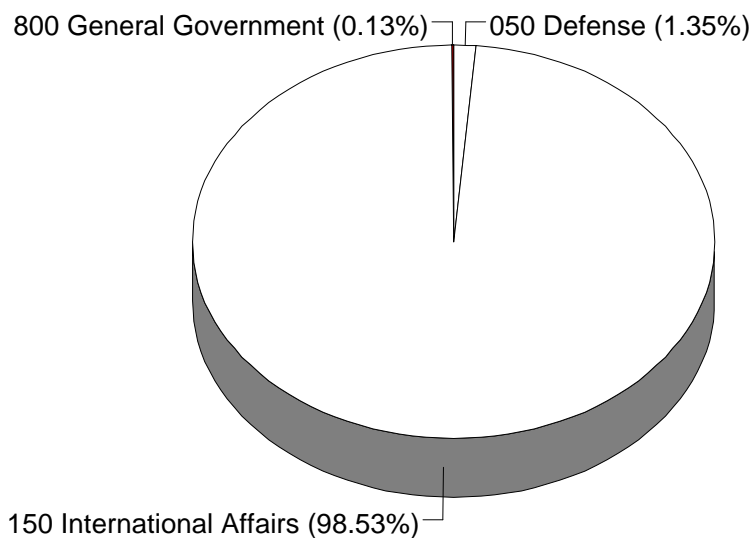


Table II.13: Treasury Noncredit Program Obligations and Expenditures by Program (Fiscal Year 1990 Through December 31, 1994)

Dollars in thousands

Program	Obligations	Expenditures	Program end date
Export Controls—Belarus	\$127	\$122	12/95
Export Controls—Ukraine	22	17	9/95
Financial Adviser Program	6,215	4,813	To be determined
Financial Management Training	2,000	140	5/97
G-7 Support Implementation Group (SIG)	2,592	792	12/31/95
Internal Revenue Service Eastern Europe/NIS Program	14	14	To be determined
International Narcotics and Law Enforcement Matters	125	108	9/30/95
Total	\$11,095	\$6,006	

Treasury implemented the following seven programs:

Export Controls: Belarus and Ukraine

With funding from DOD, this U.S. Customs Service program assists the recipient countries in efforts to control their borders. Under this program,

Belarus Customs officials receive training in the United States on how to use various U.S. Customs enforcement equipment. Customs officials have worked with the Customs Service of Kazakhstan and are developing training and assistance programs geared specifically to Ukraine's Customs needs.

Financial Adviser Program

With funding from USAID, this program focuses on topics that are the province of finance ministries in most countries. The program places resident advisers in government institutions, supplemented by more specialized experts who visit on short-term missions, to deal with specific problems related to policy reforms that are key to economic transition.

Financial Management Training

With funding from USAID, the Financial Management Service of Treasury is developing computer-assisted training materials for the State Tax Service of the Russian Federation to improve the administration of Russian fiscal policy. This program is being carried out through a cooperative agreement with the Soros Business and Management Foundation, which is providing matching grant financing.

G-7 Support Implementation Group

The Support Implementation Group was established as a result of Presidents Clinton and Yeltsin Vancouver summit in April 1993 to address obstacles to the effective provision of assistance on the side of Russian government or of the G-7 donors. Group members agreed that the Group should not be a policy body, but rather should discuss operational issues that affect the delivery of assistance. USAID provided the funds for this program.

Internal Revenue Service-Eastern Europe/NIS Program

The Internal Revenue Service provides instructors on long- and short-term temporary duty assignments to support the Moscow training center.

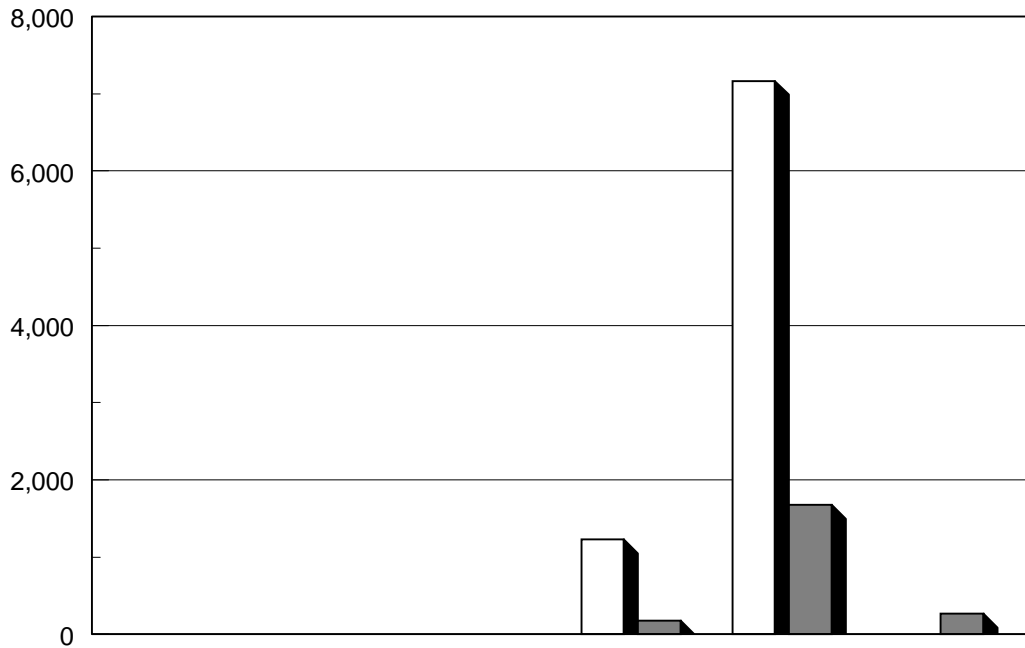
International Narcotics and Law Enforcement Matters



With funding from the State Department, the U.S. Customs Service provides a wide array of anticrime officer development courses on law enforcement team operations, management skills, and infrastructure-building for the law enforcement agencies of the recipient countries. The purpose is to provide selected law enforcement officers and others with appropriate skills and knowledge for antismuggling

operations, basic contraband team operations, and drug identification and field testing.

Department of the Interior

Figure II.32: Obligations and Expenditures for Interior-Implemented Noncredit Programs (Fiscal Year 1990 Through December 31, 1994) (Dollars in thousands)

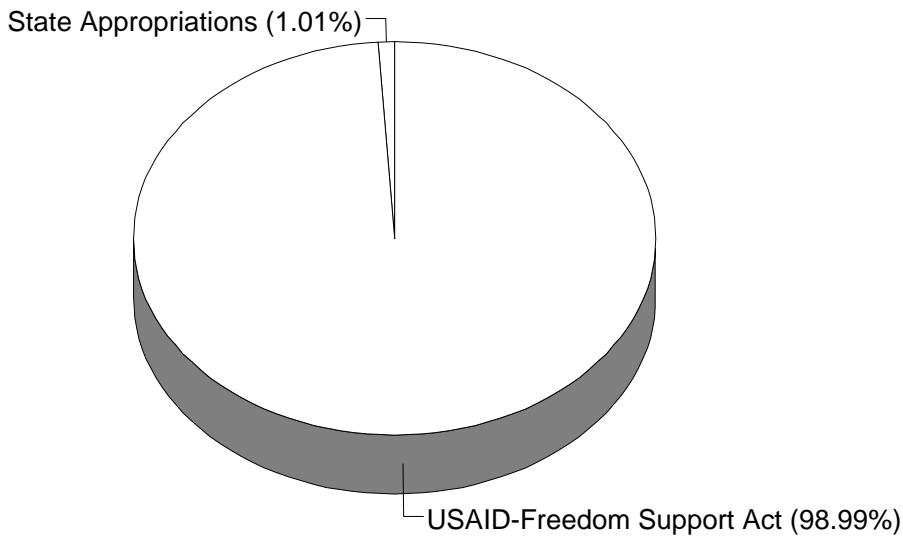


Fiscal year	1990	1991	1992	1993	1994	1stQ 95
Obligations 	\$0	\$0	\$0	\$1,229	\$7,168	\$0
Expenditures 	\$0	\$0	\$0	\$173	\$1,679	\$266

Total Obligations: \$8,397
Total Expenditures: \$2,118

Appendix II
Agency Specific Information

Figure II.33: Appropriation Sources for Interior-Implemented Noncredit Obligations (Fiscal Year 1990 Through December 31, 1994)



All of the obligations for Department of the Interior-implemented noncredit programs came from the 150 International Affairs budget function classification.

Table II.14: Interior Noncredit Program Obligations and Expenditures by Program (Fiscal Year 1990 Through December 31, 1994)

Dollars in thousands

Program	Obligations	Expenditures	Program end date
Improved Public Sector Environmental Sciences Program	\$7,404	\$1,660	9/97
Mineral Management Service Activities in Russia	993	458	9/30/96
Total	\$8,397	\$2,118	

The Department of the Interior implemented the following two programs:

**Improved Public Sector
Environmental Sciences
Program**

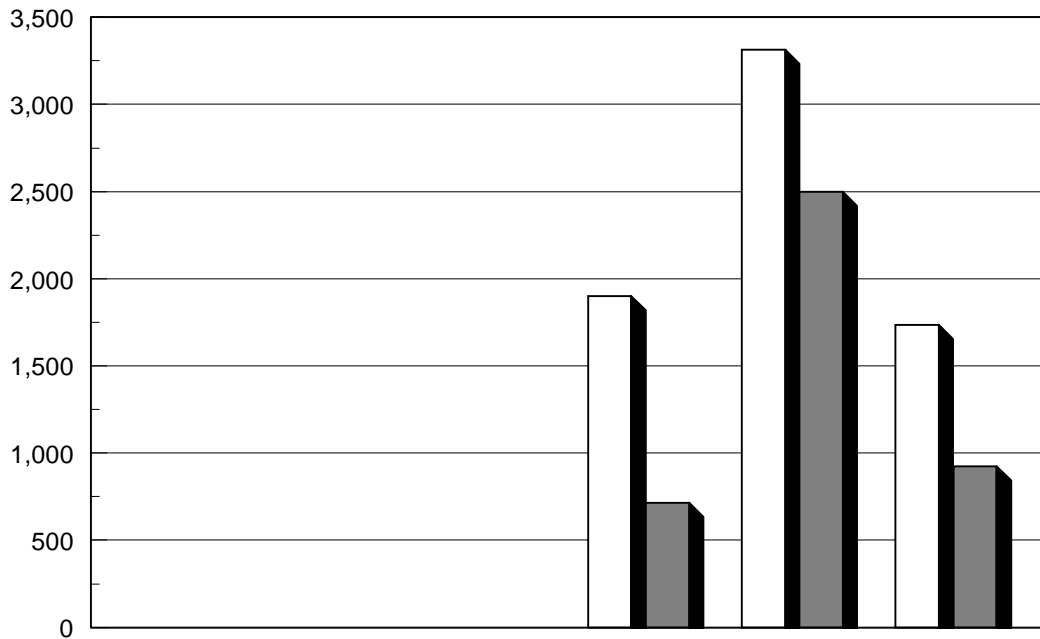
With funding from USAID, the U.S. Geological Survey is conducting oil and gas resource assessment programs in Russia and Ukraine. The goals of these efforts are to (1) improve technical communication between petroleum geologists from the United States and the FSU, (2) make petroleum geology data on FSU countries available to the U.S. private sector, and (3) facilitate investment by the U.S. petroleum industry. The Survey is also conducting a coal resource assessment and exploration program in Armenia and a coal resource assessment program in Kyrgyzstan.



**Minerals Management
Service Activities in Russia**

With funding from the State Department, the Minerals Management Service undertook a risk analysis of resources development activities in the Russian Far East. With funding from USAID through the U.S. Geological Survey, the Service provides training in the United States and Russia for Russia's oil and gas regulators and environmental agencies. The training is designed to help establish a regulatory program to work with the private sector in developing Russian oil and gas resources in an environmentally sound manner.

NRC

Figure II.34: Obligations and Expenditures for NRC-Implemented Noncredit Programs (Fiscal Year 1990 Through December 31, 1994) (Dollars in Thousands)



Fiscal year	1990	1991	1992	1993	1994	1stQ 95
Obligations 	\$0	\$0	\$0	\$1,899	\$3,315	\$1,736
Expenditures 	\$0	\$0	\$0	\$716	\$2,500	\$926

Total Obligations: \$6,950
Total Expenditures: \$4,142

Figure II.35: Appropriation Sources for NRC-Implemented Noncredit Obligations (Fiscal Year 1990 Through December 31, 1994)

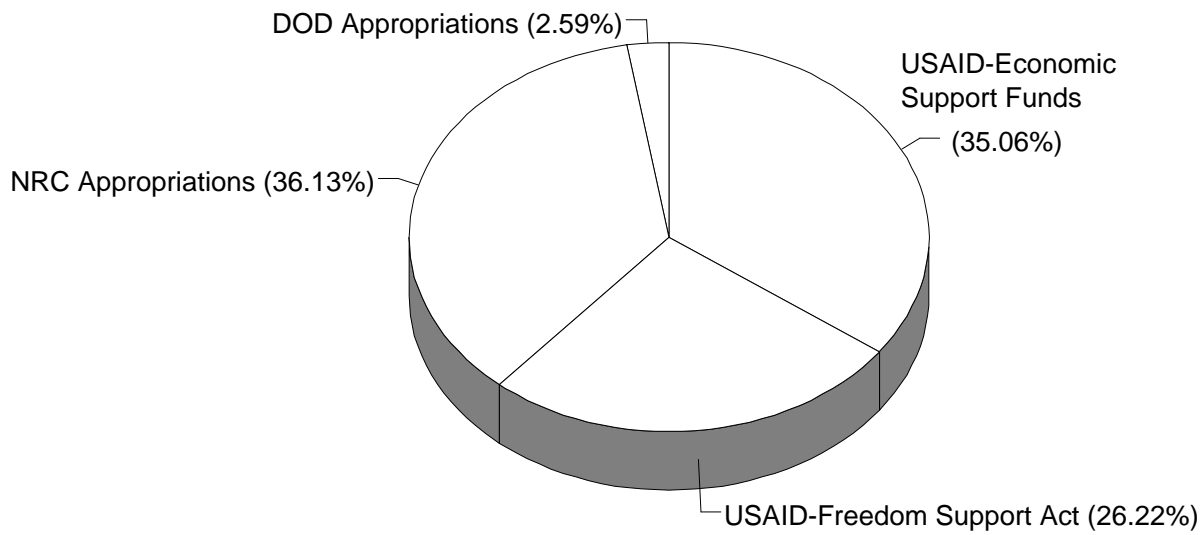


Figure II.36: OMB Budget Function Classifications for NRC-Implemented Noncredit Obligations (Fiscal Year 1990 Through December 31, 1994)

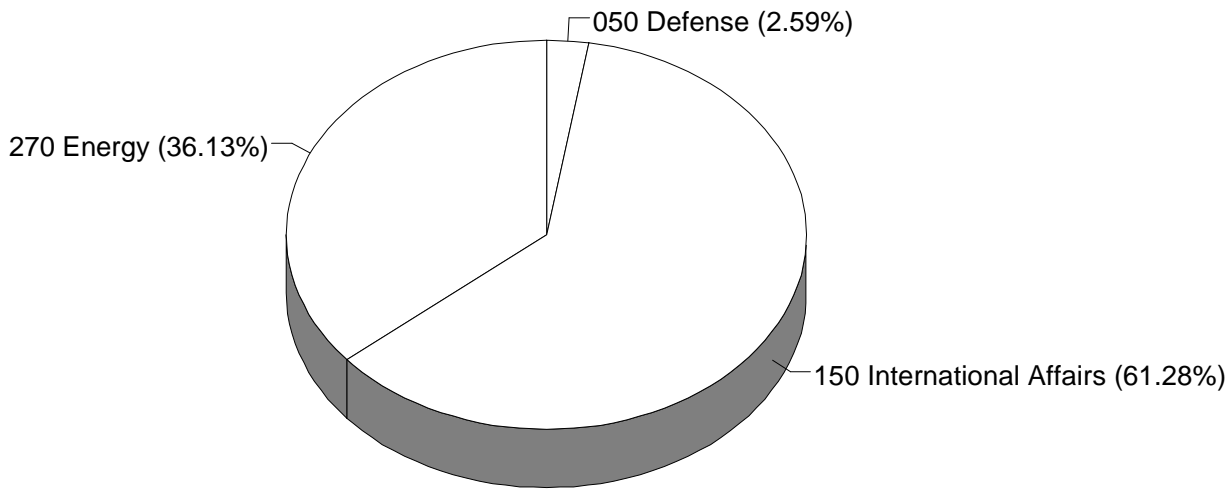


Table II.15: NRC Noncredit Program Obligations and Expenditures by Program (Fiscal Year 1990 Through December 31, 1994)

Dollars in thousands

Program	Obligations	Expenditures	Program end date
Joint Coordinating Committee for Civilian Nuclear Reactor Safety	\$503	\$365	To be determined
Material Control, Accountability, and Protection—Kazakhstan	6	6	12/98
Material Control, Accountability, and Protection—Russia	80	20	9/98
Material Control, Accountability, and Protection—Ukraine	94	18	12/98
NRC-Sponsored Research at Russian Research Center	2,008	935	To be determined
Nuclear Regulatory Assistance	4,259	2,798	12/96
Total	\$6,950	\$4,142	

NRC implemented the following six programs:

**Joint Coordinating
Committee for Civilian
Nuclear Reactor Safety**

Activities under the Committee include the exchange of scientists and technical information and contract support in the following areas of safety

research: vessel integrity, aging, severe accidents, and epidemiological studies and assistance.

**Material Controls,
Accountability, and
Protection**

With funding from DOD, NRC provides equipment, property, supplies, training, and services to enhance nuclear material control and accounting and physical protection in Kazakhstan, Ukraine, and Russia. At the national level, efforts address the development or enhancement of (1) regulatory functions, (2) a national information system, and (3) technical support infrastructure. At selected facilities, pilot safeguards programs are being established.

**NRC-Sponsored Research
at the Russian Research
Center**

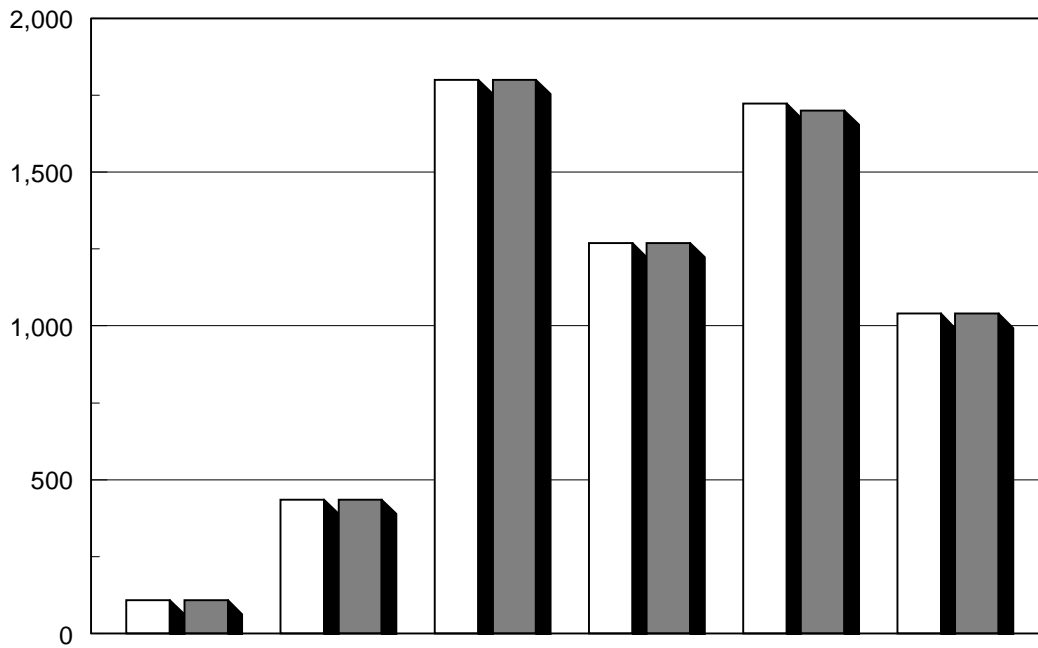
NRC is sponsoring research at the Russian Research Center (Kurchatov Institute) and Russian Academy of Sciences aimed at preventing severe accidents at nuclear power plants.

**Nuclear Regulatory
Assistance**

With funding from USAID, NRC is implementing a series of activities designed to assist Russian and Ukrainian regulators in training and in developing safety standards and procedures. The intent is to increase the regulatory authorities' ability and stature within their respective countries to effectively provide and ensure the safety of operational nuclear reactors.

NSF

Figure II.37: Obligations and Expenditures for NSF-Implemented Noncredit Programs (Fiscal Year 1990 Through December 31, 1994) (Dollars in Thousands)



Fiscal year	1990	1991	1992	1993	1994	1stQ 95
Obligations	\$109	\$435	\$1,800	\$1,270	\$1,723	\$1,040
Expenditures	\$109	\$435	\$1,800	\$1,270	\$1,700	\$1,040

Total Obligations: \$6,377
Total Expenditures: \$6,377

Appendix II
Agency Specific Information

Figure II.38: Appropriation Sources for NSF-Implemented Noncredit Obligations (Fiscal Year 1990 Through December 31, 1994)

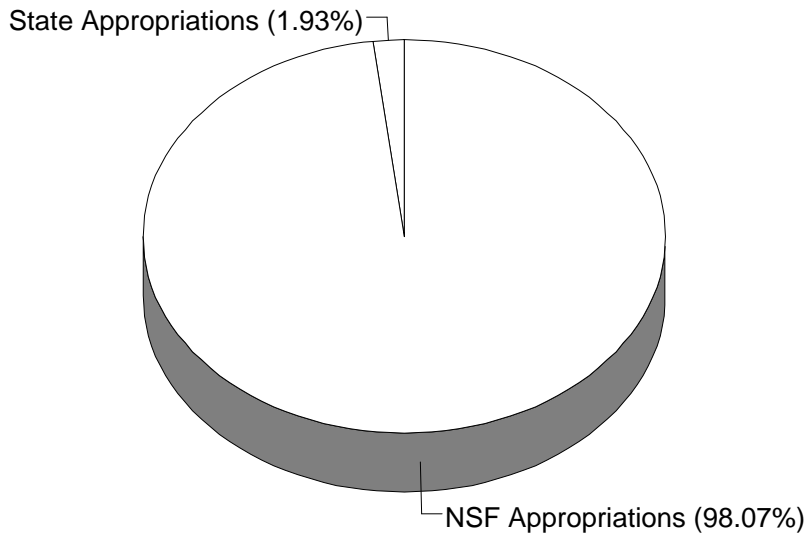


Figure II.39: OMB Budget Function Classifications for NSF-Implemented Noncredit Obligations (Fiscal Year 1990 Through December 31, 1994)

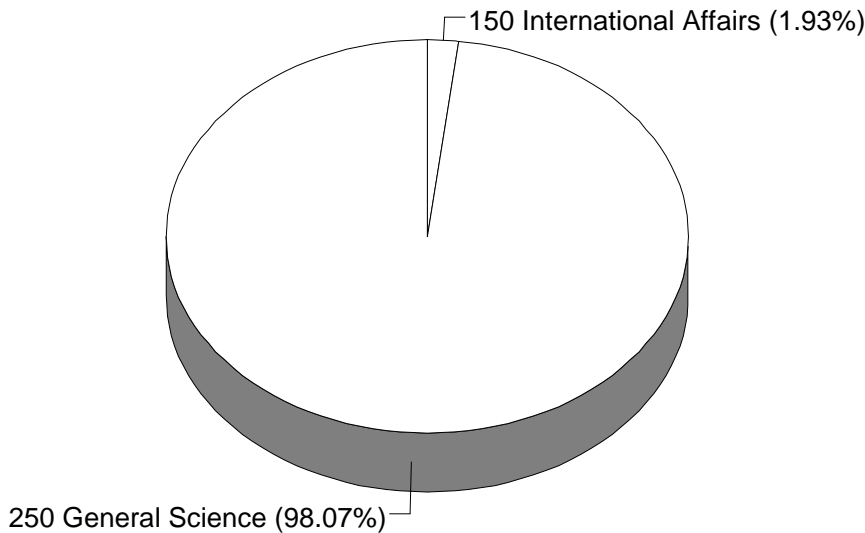


Table II.16: NSF Noncredit Program Obligations and Expenditures by Program (Fiscal Year 1990 Through December 31, 1994)

Dollars in thousands

Program	Obligations	Expenditures	Program end date
Cooperative Research Programs	\$6,377	\$6,377	To be determined
Total	\$6,377	\$6,377	

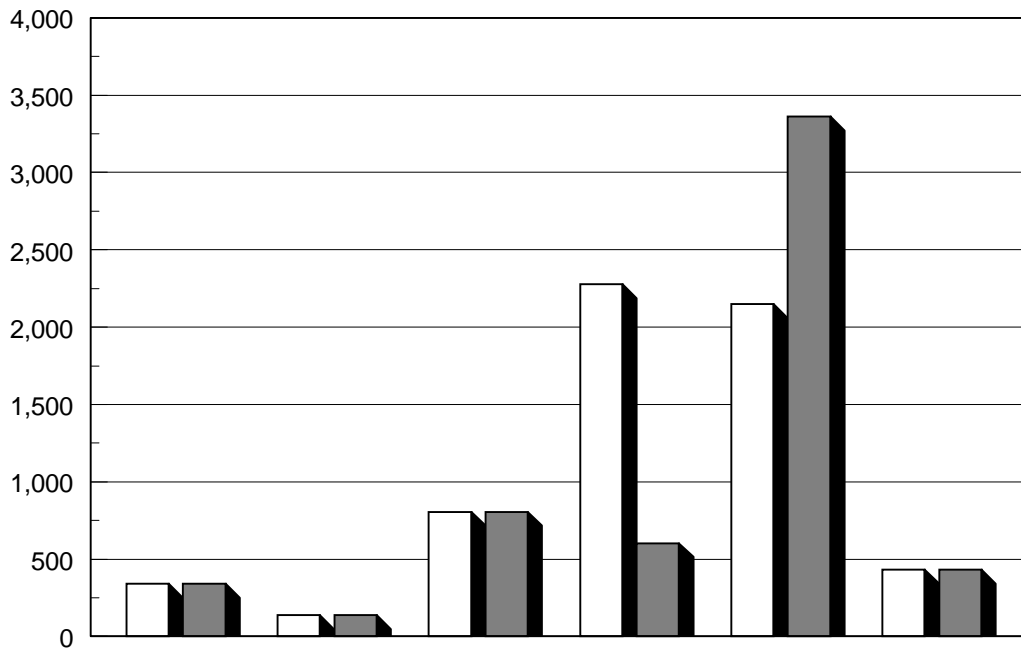
The NSF implemented the following program:



Cooperative Research Programs With NIS

The National Science Foundation awards grants to U.S. researchers for collaborative research activities with the FSU in basic science and engineering. The objectives are to advance basic science and engineering by enabling leading experts from the United States and FSU to combine complementary talents and pool research resources in areas of strong mutual competence and interest.

EPA

Figure II.40: Obligations and Expenditures for EPA-Implemented Noncredit Programs (Fiscal Year 1990 Through December 31, 1994) (Dollars in Thousands)

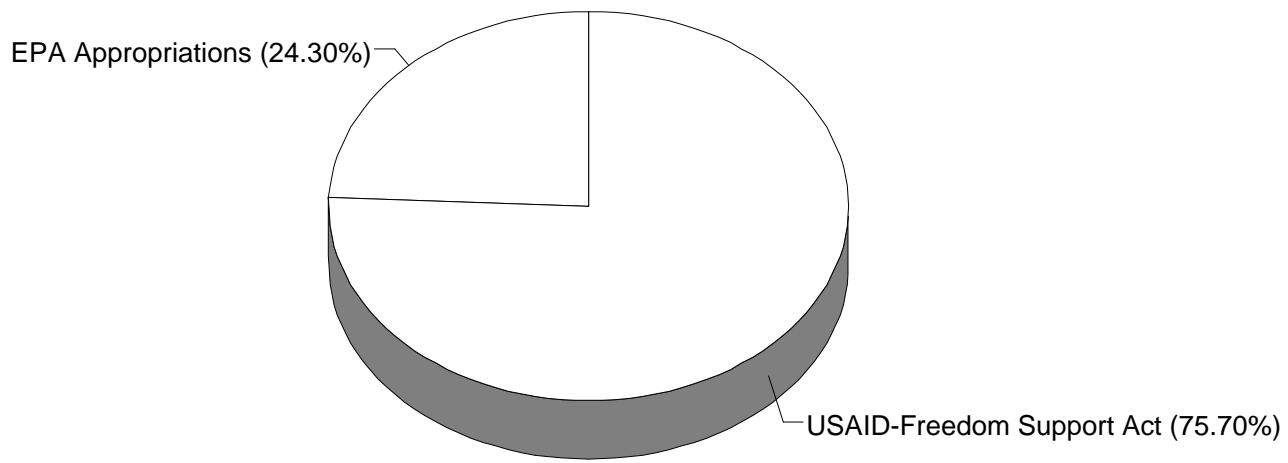


Fiscal year	1990	1991	1992	1993	1994	1995
Obligations 	\$340	\$139	\$806	\$2,278	\$2,151	\$431
Expenditures 	\$340	\$139	\$806	\$603	\$3,363	\$431

Total Obligations: \$6,145
Total Expenditures: \$5,682

Appendix II
Agency Specific Information

Figure II.41: Appropriation Sources for EPA-Implemented Noncredit Obligations (Fiscal Year 1990 Through December 31, 1994)



**Appendix II
Agency Specific Information**

Figure II.42: OMB Budget Function Classifications for EPA-Implemented Noncredit Obligations (Fiscal Year 1990 Through December 31, 1994)

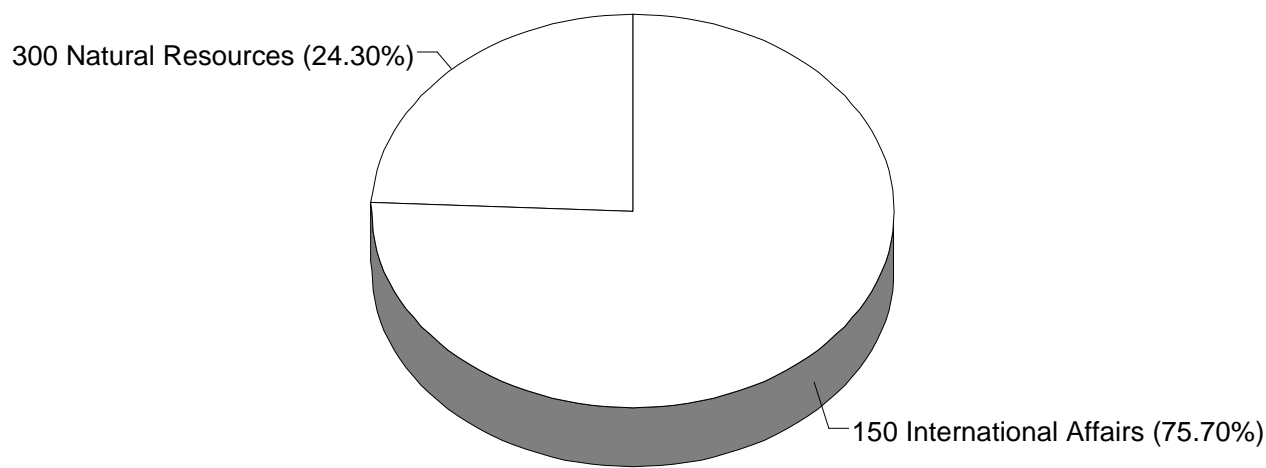


Table II.17: EPA Noncredit Program Obligations and Expenditures by Program (Fiscal Year 1990 Through December 31, 1994)

Dollars in thousands

Program	Obligations	Expenditures	Program end date
Air Pollution Control Technology	\$560	\$550	9/97
Arctic Contaminants Research Program	10	10	Completed 9/94
Drinking Water Quality in the Moscow Region	756	756	9/97
Environmental Management Training	522	522	9/97
Integrated Resource Planning	285	285	6/96
Kaniv Reservoir Water Quality Project	10	10	9/97
Nizhnii Tagil Environment Project	1,040	592	9/97
Recovering of Fugitive Methane Emissions	294	294	6/96
Russia Air Management Program	1,185	1,180	9/97
Scientific and Technological Cooperative Program	1,483	1,483	Completed
Total	\$6,145	\$5,682	

EPA implemented the following 10 programs:

**Air Pollution Control
Technology**

With funding from USAID, this program will demonstrate new, innovative, and low-cost air pollution control technology at a coal-fired heating plant in Dorogobuzh, Russia.

**Arctic Contaminants
Research Program**

This program provided travel and living support for two Russian scientists who worked collaboratively with Office of Research and Development scientists. The group interpreted data from a scientific expedition conducted in the summer of 1993. The goal of the entire Arctic Contaminants Research Program, the bulk of which is conducted outside the FSU, focuses on assessing the extent of contamination of arctic ecosystems by atmospherically transported pollutants.

**Drinking Water Quality in
the Moscow Region**

With funding from USAID, this program concerns point-source pollution from inadequate wastewater treatment, protection of small watersheds from polluted agricultural runoff, and upgrades to laboratory and monitoring capacity. The objective is to improve drinking water quality and reduce health risks associated with water pollution and microbial contamination of the Moscow drinking water supply.

**Environmental
Management Training**

With funding from USAID, this program provides training in environmental management for mid-career professionals in various branches of the Ukrainian government, business and industry, and the environmental nongovernmental organization community.

**Integrated Resource
Planning**

With funding from USAID, this program introduces integrated resource planning tools and concepts to promote energy efficiency and emissions reductions at power plants Mosenergo in Moscow and Yuzhenergo in the north Caucasus region.

**Kaniv Reservoir Water
Quality Project**

With funding from USAID, the program will help improve water quality management of the Dnipro river system by introducing useful management, modeling, and monitoring approaches to protect and improve public health and aquatic resources.

**Nizhnii Tagil Environment
Project**

With funding from USAID, the program will (1) provide environmental audits and pollution prevention at industrial enterprises, (2) strengthen the

management capacity in local environmental agencies, (3) develop environmental education, (4) help establish community-based planning and priority, and (5) create an environmental training and information center in Ekaterinburg. The objective is to improve environmental management and reduce pollution in Nizhnii Tagil and to disseminate information on this experience to other cities in the Urals region and elsewhere in Russia.

Recovery of Fugitive Methane Emissions

With funding from USAID, this program will recover fugitive methane emissions from gas pipelines and coal mines in Russia by (1) introducing methane recovery technologies and practices by establishing a methane recovery center and pre-feasibility studies at individual coal mines in the Kuznetsk basin and (2) reducing leakage at compressor stations and welds in the Gazprom gas pipeline system through field demonstrations of methane recovery technologies and practices.

Russia Air Management Program

With funding from USAID, the program will upgrade air quality management tools and programs in Volgograd to develop a control strategy and reduce emissions at selected sites; it will also introduce changes, where appropriate, into Russian national air policy. The objective is to improve air quality management in Russia, initially at Volgograd and subsequently throughout the country.

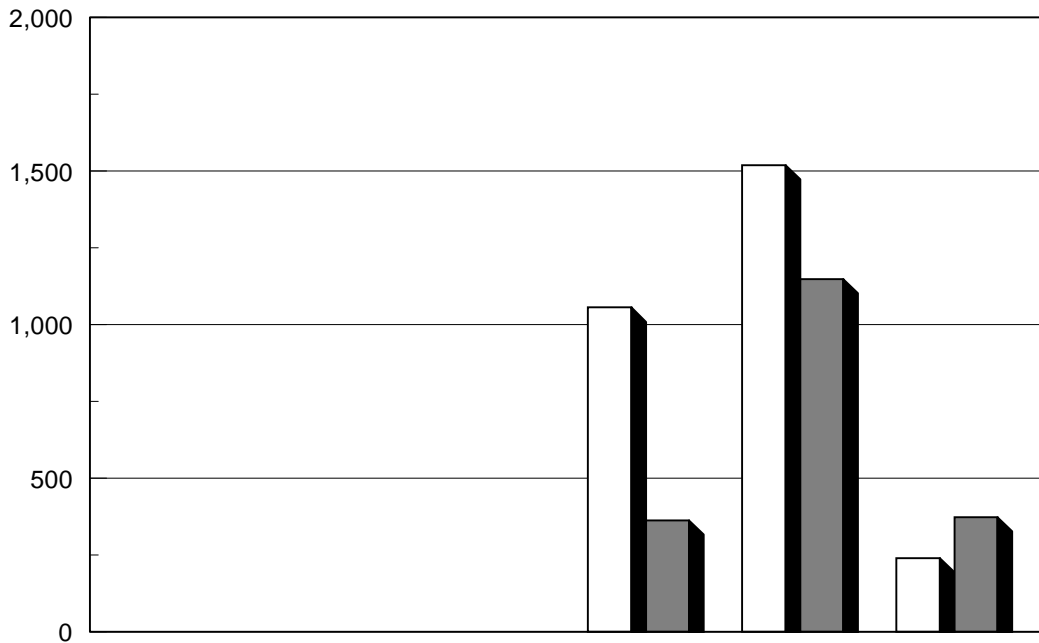
Scientific and Technological Cooperative Program

This program represents various EPA activities conducted under the aegis of the U.S.-U.S.S.R. Environmental Agreement. Examples include demonstrating utility boiler emission control and exchanging technologies and ideas for controlling degradation of marine port environments.

OPIC

Noncredit Programs

Figure II.43: Obligations and Expenditures for OPIC-Implemented Noncredit Programs (Fiscal Year 1990 Through December 31, 1994) (Dollars in Thousands)



Fiscal year	1990	1991	1992	1993	1994	1stQ 95
Obligations 	\$0	\$0	\$0	\$1,055	\$1,519	\$240
Expenditures 	\$0	\$0	\$0	\$362	\$1,147	\$372

Total Obligations: \$2,814
Total Expenditures: \$1,881

All of the funding for OPIC-implemented noncredit obligations came from USAID Economic Support Funds. All of the obligations for OPIC-implemented noncredit programs came from the 150 International Affairs budget function classification.

Table II.18: OPIC Noncredit Program Obligations and Expenditures by Program (Fiscal Year 1990 Through December 31, 1994)

Dollars in thousands			
Program	Obligations	Expenditures	Program end date
Health Sector Initiative	\$612	\$501	9/95
Private Sector Initiative	2,202	1,380	9/30/95
Total	\$2,814	\$1,881	

OPIC implemented the following two noncredit programs:

Health Sector Initiatives

With funding from USAID, OPIC encourages U.S. investment in developing an efficient productive capacity for vaccines, pharmaceuticals, and basic medical supplies in targeted FSU countries. This effort includes investment missions conducted by OPIC, sponsorship of seminars and/or conferences for companies in the health sector on investment opportunities in the FSU, and preinvestment services.

Private Sector Initiatives

With funding from USAID, OPIC provides assistance to targeted FSU countries to encourage private sector development and the conversion of defense-related production in the FSU. This program includes investment missions, roundtables for selected business people in specific sectors and countries, and seminars and conferences for U.S. companies about investment opportunities in the FSU.

Credit Programs

Table II.19: OPIC Credit/Insurance Programs' Face Value and Subsidy Cost by Program (Fiscal Year 1990 Through December 31, 1994)

Dollars in thousands			
Program	Face value	Subsidy cost	Program end date
Insurance	\$983,860	\$0	To be determined
Loan guarantees	838,300	36,928	To be determined
Total	\$1,822,160	\$36,928	

OPIC implemented the following two credit/insurance programs:

Insurance Program

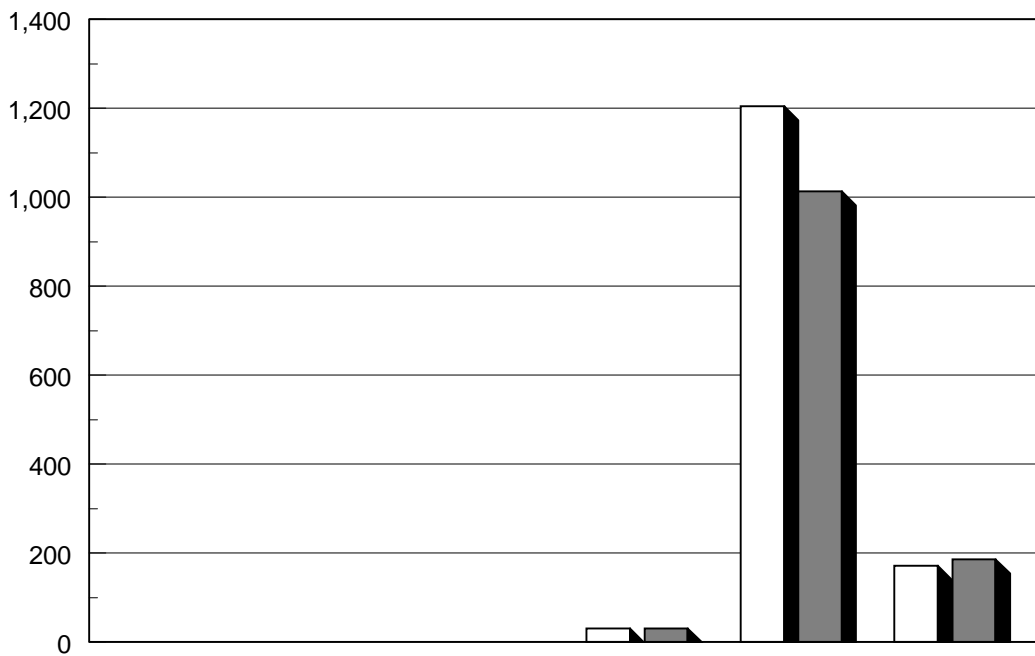
OPIC insures U.S. investors against currency inconvertibility, expropriation, and political violence in new ventures and the expansion of existing enterprises overseas.

Loan Guarantee Program

OPIC seeks to strengthen the U.S. economy by providing support to American companies that want to expand into new markets overseas. The program provides medium- to long-term financing for sound overseas investment ventures involving significant equity or management participation by U.S. businesses. Financing generally ranges from \$2 million to \$200 million, with OPIC contributing up to 50 percent for new ventures and up to 75 percent for expansion of existing successful operations.

DOT

Figure II.44: Obligations and Expenditures for DOT-Implemented Noncredit Programs (Fiscal Year 1990 Through December 31, 1994) (Dollars in Thousands)



Fiscal year	1990	1991	1992	1993	1994	1stQ 95
Obligations <input type="checkbox"/>	\$0	\$0	\$0	\$30	\$1,205	\$172
Expenditures <input type="checkbox"/>	\$0	\$0	\$0	\$30	\$1,013	\$186

Total Obligations: \$1,407
Total Expenditures: \$1,229

Appendix II
Agency Specific Information

Figure II.45: Appropriation Sources for DOT-Implemented Noncredit Obligations (Fiscal Year 1990 Through December 31, 1994)

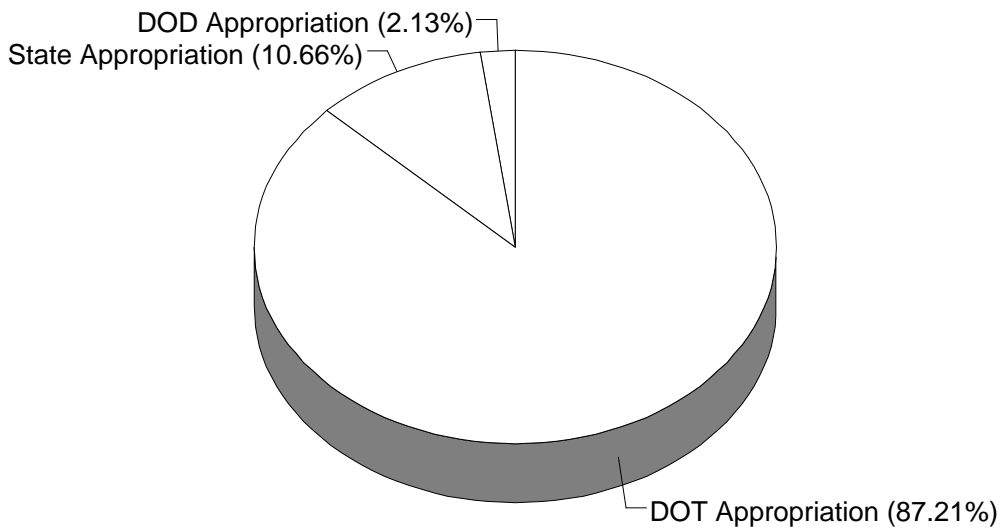


Figure II.46: OMB Budget Function Classifications for DOT-Implemented Noncredit Obligations (Fiscal Year 1990 Through December 31, 1994)

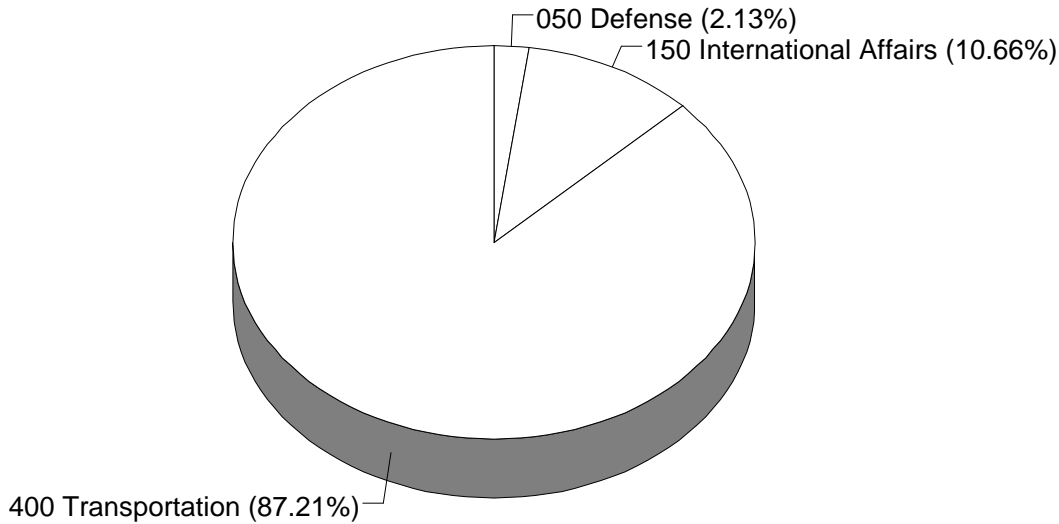


Table II.20: DOT Noncredit Program Obligations and Expenditures by Program (Fiscal Year 1990 Through December 31, 1994)

Dollars in thousands

Program	Obligations	Expenditures	Program end date
Federal Aviation Administration Assistance	\$849	\$849	To be determined
Federal Highway Administration Russia Program	528	350	To be determined
Travel-Cooperative Threat Reduction	30	30	Completed
Total	\$1,407	\$1,229	

The Department of Transportation implemented the following three programs:

Federal Aviation Administration Assistance to NIS

The Federal Aviation Administration activities in the FSU include (1) opening new and expanding shorter international air routes through the Russian Far East and Chinese airspace; (2) modernizing Russia's air traffic control system; (3) improving air safety and security in Russia; (4) signing a reciprocal aircraft certification agreement permitting Federal

Appendix II
Agency Specific Information

Aviation Administration certification of “westernized” Russian aircraft; (5) using signals from U.S. and Russian navigation satellite systems to speed operational introduction of the global navigation system; and (6) establishing the regulatory, policy, economic, and other steps necessary to successfully convert Russia’s national aviation system to a free market model with improved ties to U.S. counterparts.

**Federal Highway
Administration Russia
Program**

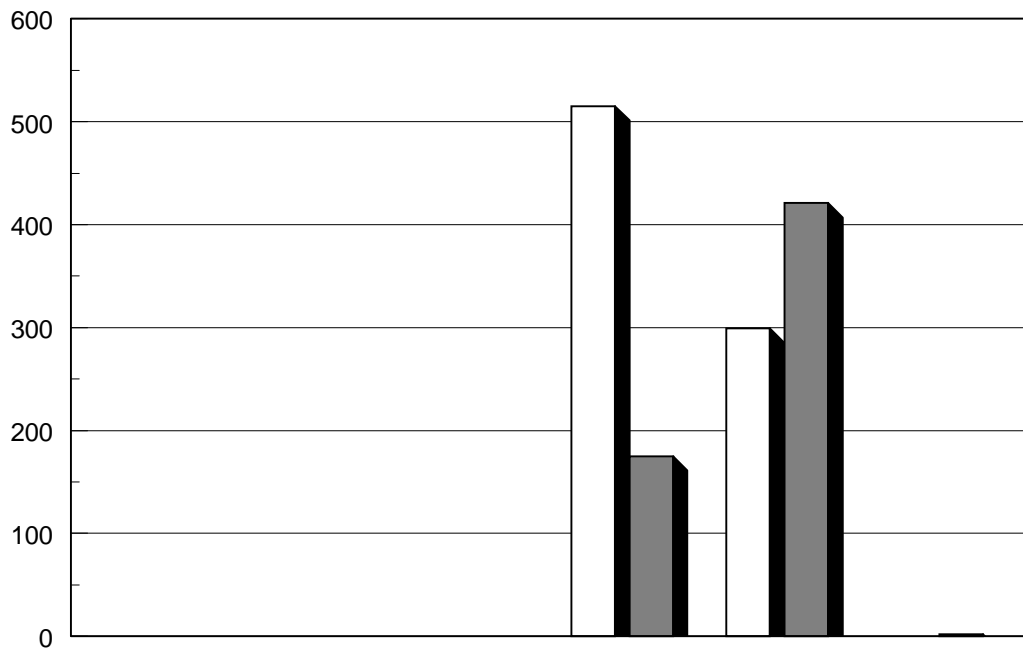
This program provides assistance implementing the \$300-million World Bank Highway Rehabilitation and Maintenance Program loan to Russia. The Administration agreed to provide the Russian Federal Highway Department with technical expertise related to institutional reform as well as contract administration and materials quality control for Highway Rehabilitation and Maintenance Program projects. The Russians have requested the Administration’s continuing participation in this process and expressed a strong desire to pattern their infrastructure program along the federal-state design used in the United States.

Travel-CTR

This program represents travel costs incurred in support of DOD’s CTR program. Funding came from DOD.

ACDA

Figure II.47: Obligations and Expenditures for ACDA-Implemented Noncredit Programs (Fiscal Year 1990 Through December 31, 1994) (Dollars in Thousands)



Fiscal year	1990	1991	1992	1993	1994	1stQ 95
Obligations	\$0	\$0	\$0	\$515	\$299	\$0
Expenditures	\$0	\$0	\$0	\$175	\$421	\$2

Total Obligations: \$814
Total Expenditures: \$598

Appendix II
Agency Specific Information

Figure II.48: Appropriation Sources for ACDA-Implemented Noncredit Obligations (Fiscal Year 1990 Through December 31, 1994)

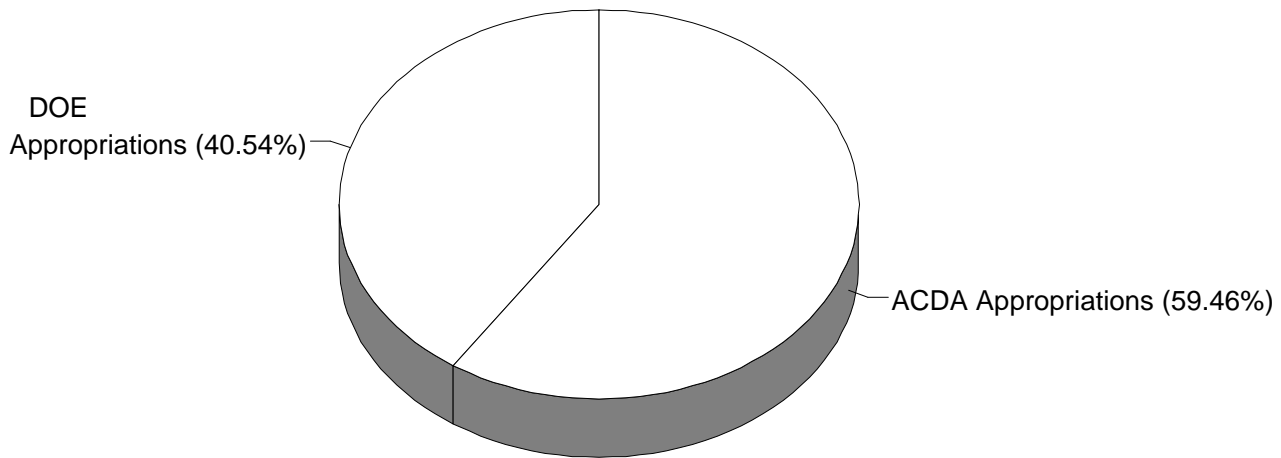


Figure II.49: OMB Budget Function Classifications for ACDA-Implemented Noncredit Obligations (Fiscal Year 1990 Through December 31, 1994)

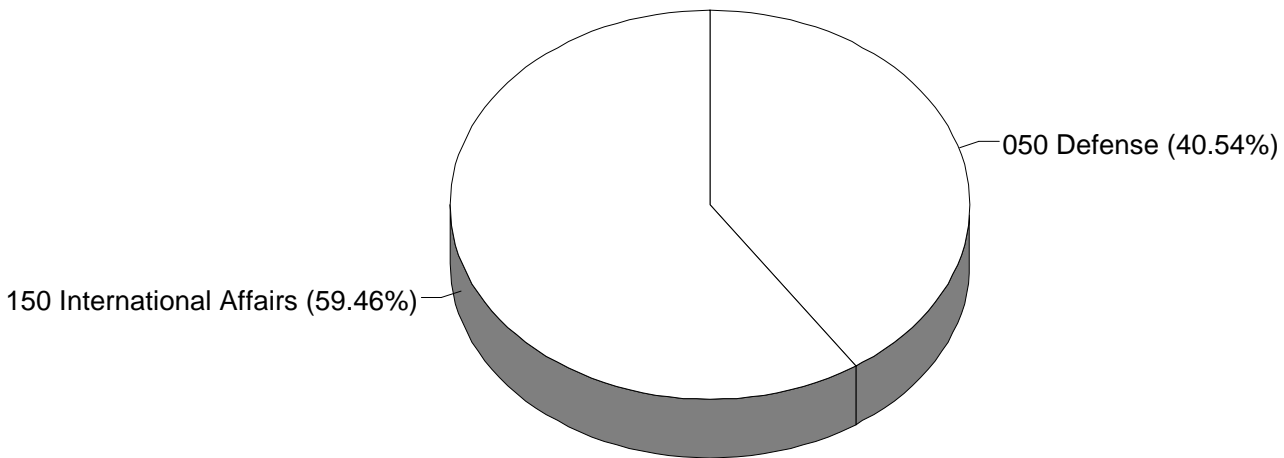


Table II.21: ACDA Noncredit Program Obligations and Expenditures by Program (Fiscal Year 1990 Through December 31, 1994)

Dollars in thousands

Program	Obligations	Expenditures	Program end date
Communications Network	\$359	\$223	12/96
Entrepreneurial Workshop	455	375	7/95
Total	\$814	\$598	

ACDA implemented the following two programs:

Communications Network

The states participating in the Organization on Security and Cooperation in Europe have established a communication network for members to enable the exchange of information and timely notification of inspections and evaluations. This program assists the countries of the FSU by procuring the necessary station equipment and communication services for them.

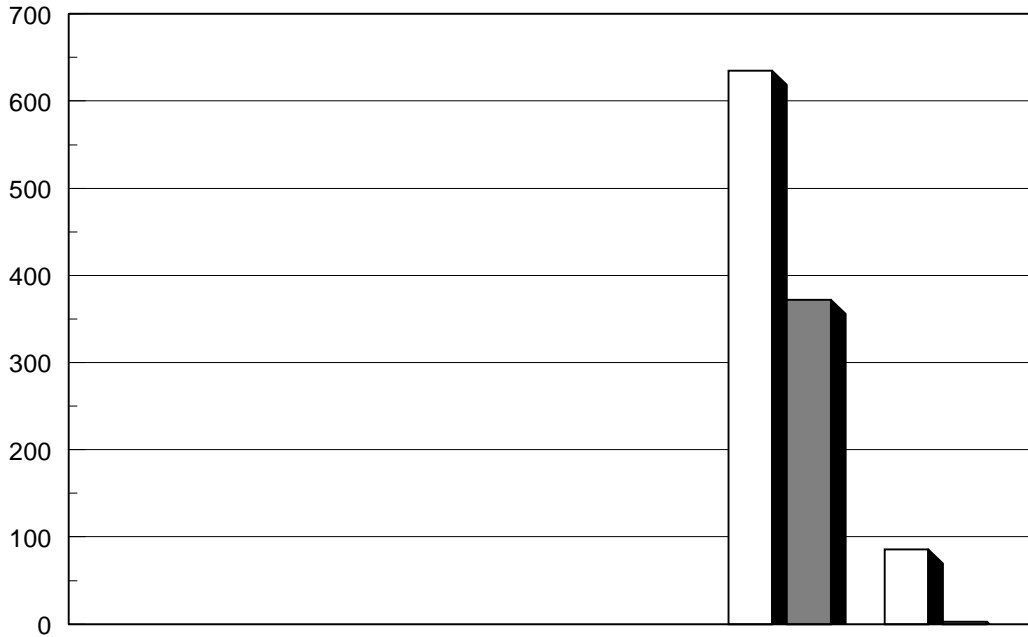
Entrepreneurial Workshop

In entrepreneurial workshops, U.S. business experts and industry representatives help scientists from Russia's main nuclear weapons laboratories to find viable, nonmilitary applications in the commercial

sector for their skills and technologies and develop effective business plans that can be presented to potential investors.

CRS

Figure II.50: Obligations and Expenditures for CRS-Implemented Noncredit Programs (Fiscal Year 1990 Through December 31, 1994) (Dollars in Thousands)



Fiscal year	1990	1991	1992	1993	1994	1stQ 95
Obligations <input type="checkbox"/>	\$0	\$0	\$0	\$0	\$635	\$86
Expenditures <input checked="" type="checkbox"/>	\$0	\$0	\$0	\$0	\$372	\$3

Total Obligations: \$721
Total Expenditures: \$375

Appendix II
Agency Specific Information

All of the funding for CRS-implemented programs came from USAID Freedom Support Act funds. All of the obligations for CRS-implemented noncredit programs came from the 150 International Affairs budget function classification.

Table II.22: CRS Noncredit Program Obligations and Expenditures by Program (Fiscal Year 1990 Through December 31, 1994)

Dollars in thousands

Program	Obligations	Expenditures	Program end date
Assistance to Federal Assembly of Russia	\$175	\$55	12/96
Assistance to the Supreme Rada of Ukraine	546	320	9/96
Total	\$721	\$375	

CRS implemented the following two programs:

Assistance to the Federal Assembly of Russia

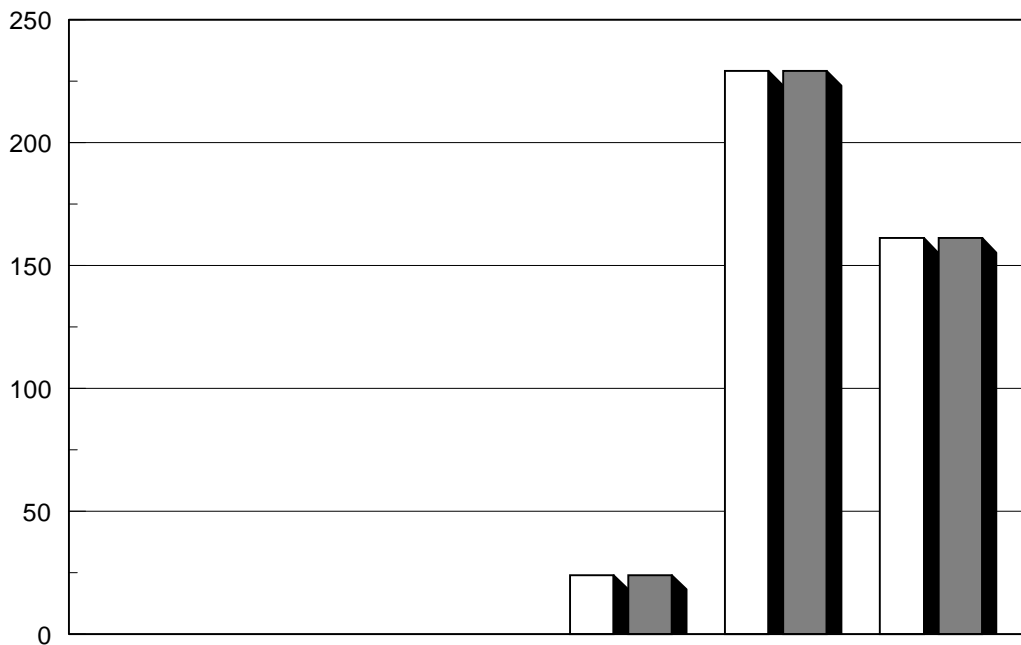
With funding from USAID, the program provides (1) basic office equipment, an automated system, and the necessary training and support to the Federal Assembly; (2) assistance for the development of parliamentary libraries; and (3) technical assistance to improve the organization's ability to support the parliament and serve the members' needs for information and research.

Assistance to the Supreme Rada of Ukraine

With funding from USAID, the program provides (1) basic office equipment, an automated system, and the necessary training and support to the Supreme Rada; (2) assistance for the development of parliamentary libraries; and (3) technical assistance to improve the organization's ability to support the parliament and serve the members' needs for information and research.

Department of Justice

Figure II.51: Obligations and Expenditures for Justice-Implemented Noncredit Programs (Fiscal Year 1990 Through December 31, 1994) (Dollars in thousands)



Fiscal year	1990	1991	1992	1993	1994	1stQ 95
Obligations 	\$0	\$0	\$0	\$24	\$229	\$161
Expenditures 	\$0	\$0	\$0	\$24	\$229	\$161

Total Obligations: \$414
Total Expenditures: \$414

Appendix II
Agency Specific Information

Figure II.52: Appropriation Sources for Justice-Implemented Noncredit Obligations (Fiscal Year 1990 Through December 31, 1994)

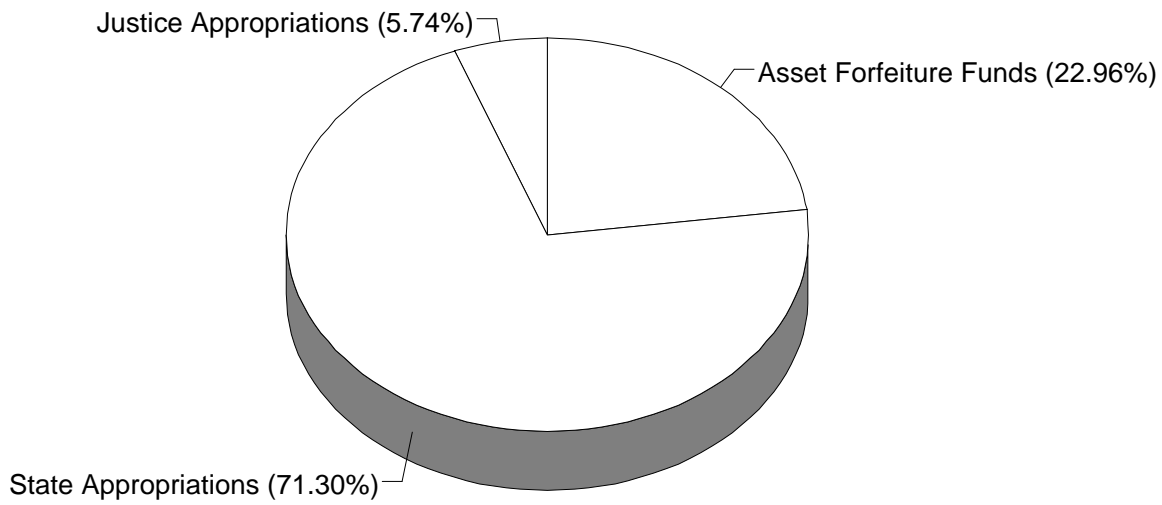


Figure II.53: OMB Budget Function Classifications for Justice-Implemented Noncredit Obligations (Fiscal Year 1990 Through December 31, 1994)

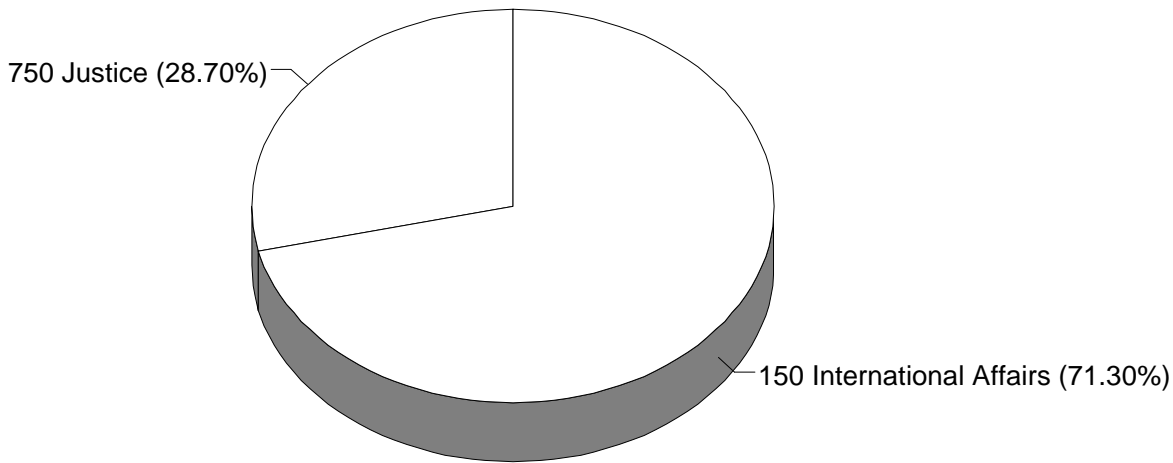


Table II.23: Justice Noncredit Program Obligations and Expenditures by Program (Fiscal Year 1990 Through December 31, 1994)

Dollars in thousands

Program	Obligations	Expenditures	Program end date
Anti-Drug Training	\$231	\$231	To be determined
Crime Assistance Training	159	159	To be determined
Needs Assessment for Rule of Law Projects	24	24	Completed
Total	\$414	\$414	

Justice implemented the following three programs:

Anti-Drug Training

The Drug Enforcement Administration provides training to FSU participants in basic drug law enforcement, international narcotic enforcement, and asset forfeiture.

Crime Assistance Training

The Federal Bureau of Investigation provides training and technical assistance to FSU participants in the areas of white collar crime/financial

Appendix II
Agency Specific Information

crimes, mid-level management, organized crime, law enforcement training, and law enforcement executive development.

**Needs Assessment for
Rule-Of-Law Projects**

This program represents Justice costs incurred for a trip to Russia to conduct a needs assessment for potential rule-of-law projects.

SEC

Figure II.54: Obligations and Expenditures for SEC-Implemented Noncredit Programs (Fiscal Year 1990 Through December 31, 1994) (Dollars in Thousands)



Fiscal year	1990	1991	1992	1993	1994	1stQ 95
Obligations <input type="checkbox"/>	\$0	\$0	\$0	\$0	\$0	\$34
Expenditures <input type="checkbox"/>	\$0	\$0	\$0	\$0	\$0	\$33

Total Obligations: \$34
Total Expenditures: \$33

All funding for SEC-implemented noncredit programs in the FSU came from USAID Freedom Support Act funds. All of the obligations for

Appendix II
Agency Specific Information

SEC-implemented noncredit programs came from the 150 International Affairs budget function classification.

Table II.24: SEC Noncredit Program Obligations and Expenditures by Program (Fiscal Year 1990 Through December 31, 1994)

(Dollars in thousands)

Program	Obligations	Expenditures	Program end date
Technical Assistance Program	\$34	\$33	9/30/96
Total	\$34	\$33	

SEC implemented the following program:

Technical Assistance Program

With funding from USAID, the program attempts to facilitate the development of a securities market regulatory function within the FSU.

Eximbank

Table II.25: Eximbank Credit/Insurance Programs' Face Value and Subsidy Cost by Program (Fiscal Year 1990 Through December 31, 1994)

(Dollars in thousands)

Program	Face value	Subsidy cost	Program end date
Direct loans	\$88,764	\$17,295	To be determined
Loan guarantees	1,757,829	315,469	To be determined
Short-term Insurance	586,530	0	To be determined
Total	\$ 2,433,123	\$ 332,764	

Note: Credit reform requirements apply to the Eximbank insurance program. However, Eximbank cannot calculate subsidy figures for its insurance program on a per country basis, and as such, could not provide subsidy figures for its insurance program in the FSU.

Eximbank implemented the following three credit/insurance programs:

Direct Loans

This program provides direct loans to finance the sale of U.S. exports to foreign countries to encourage U.S. exports and create U.S. jobs.

Appendix II
Agency Specific Information

Loan Guarantees	This program provides loan guarantees to finance the sale of U.S. exports to foreign countries to encourage U.S. exports and create U.S. jobs.
Short-Term Insurance	This program provides short-term insurance for shipments of U.S. goods to foreign countries.

Major Contributors to This Report

National Security and
International Affairs
Division, Washington,
D.C.

Louis Zanardi
David Maurer
Stanley Kostyla
Julie Hirshen

Resources,
Community, and
Economic
Development
Division, Washington,
D.C.

Sarah Veale
Isidro Gomez

Appendix III
Major Contributors to This Report

Appendix III
Major Contributors to This Report

Related GAO Products

Weapons of Mass Destruction: DOD Reporting on Cooperative Threat Reduction Assistance Can Be Improved (GAO/NSIAD-95-191, Sept. 29, 1995)

Foreign Assistance: Assessment of Selected USAID Projects in Russia (GAO/NSIAD-95-156, Aug. 3, 1995).

Weapons of Mass Destruction: Reducing the Threat From the Former Soviet Union: An Update (GAO/NSIAD-95-165, June 9, 1995).

Budget Function Classification: Agency Spending by Subfunction and Object Category, Fiscal Year 1994 (GAO/AIMD-95-116FS, May 10, 1995).

Former Soviet Union: Creditworthiness of Successor States and U.S. Export Credit Guarantees (GAO/GGD-95-60, Feb. 24, 1995).

Former Soviet Union: U.S. Bilateral Program Lacks Effective Coordination (GAO/NSIAD-95-10, Feb. 7, 1995).

Weapons of Mass Destruction: Reducing the Threat From the Former Soviet Union (GAO/NSIAD-95-7, Oct. 7, 1994).

Nuclear Safety: International Assistance Efforts to Make Soviet-Designed Reactors Safer (GAO/RCED-94-234, Sept. 29, 1994).

Space Station: Update on the Impact of the Expanded Russian Role (GAO/NSIAD-94-248, July 29, 1994).

Space Station: Impact of Expanded Russian Role in Funding and Research (GAO/NSIAD-94-220, June 21, 1994).

International Trade: Kazakhstan Unlikely to Be Major Source of Oil for the United States (GAO/GGD-94-74, Mar. 4, 1994).

Former Soviet Union: Agricultural Reform and Food Situation in Its Successor States (GAO/GGD-94-17, Nov. 19, 1993).

Ordering Information

The first copy of each GAO report and testimony is free. Additional copies are \$2 each. Orders should be sent to the following address, accompanied by a check or money order made out to the Superintendent of Documents, when necessary. Orders for 100 or more copies to be mailed to a single address are discounted 25 percent.

Orders by mail:

U.S. General Accounting Office
P.O. Box 6015
Gaithersburg, MD 20884-6015

or visit:

Room 1100
700 4th St. NW (corner of 4th and G Sts. NW)
U.S. General Accounting Office
Washington, DC

Orders may also be placed by calling (202) 512-6000 or by using fax number (301) 258-4066, or TDD (301) 413-0006.

Each day, GAO issues a list of newly available reports and testimony. To receive facsimile copies of the daily list or any list from the past 30 days, please call (202) 512-6000 using a touchtone phone. A recorded menu will provide information on how to obtain these lists.

For information on how to access GAO reports on the INTERNET, send an e-mail message with "info" in the body to:

info@www.gao.gov

**United States
General Accounting Office
Washington, D.C. 20548-0001**

**Bulk Rate
Postage & Fees Paid
GAO
Permit No. G100**

**Official Business
Penalty for Private Use \$300**

Address Correction Requested

