

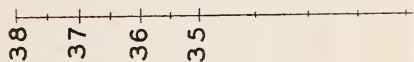






These charts were de  
 etric observations and an  
 addition of two scales per  
 the customary double inte  
 and halved the time requ

To use either chart, 1  
 difference between wet- a  
 et-bulb temperature. E  
 the barometric pressure, a  
 ncludes all necessary cor

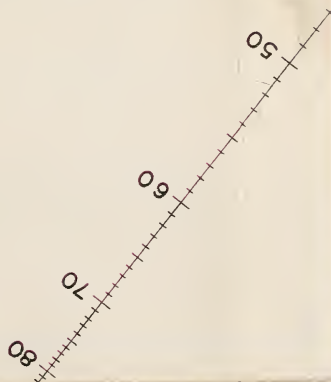



Suppose a psychrometer r  
 and the pressure of water vapo  
 that it meets the "wet bulb,  
 heavy vertical line marked 7  
 formula gives 11.486 mm Hg.

To determine the rela  
 the corresponding poi  
 76 cm on the centigrade  
 point representing the dr  
 its intersection with th

Continuing the example st  
 g pressure of water vapor, an  
 ulb, °C." By extending thi  
 obtained, reading the "Relati  
 om 0 at the top to 100 at the

In obtaining the press  
 Wet Bulb" is employed  
 however, more accurate





## PSYCHROMETRIC CHARTS

By Donald B. Brooks

These charts were developed for use in the determination of the pressure of water vapor from psychrometric observations and are based on the psychrometric formula. In their development it was found that the addition of two scales permitted the accurate evaluation of relative humidity as well. In comparison with the customary double interpolation tables it has been found that the use of these charts increased the precision and halved the time required.

To use either chart, place a straightedge so that it intersects the extreme left scale at the value of the difference between wet- and dry-bulb temperatures, and intersects the wet-bulb scale at the value of the wet-bulb temperature. Extend this line to the right to its intersection with the vertical line which represents the barometric pressure, and read the pressure of water vapor on the scale at the extreme right. This value includes all necessary corrections.

### EXAMPLE (Centigrade Chart)

Suppose a psychrometer reads 35° C. on the dry bulb and 21° C. on the wet bulb when the barometer is 77 cm Hg. To find the pressure of water vapor, place a ruler so that it intersects the "dry bulb minus wet bulb, °C" scale at 35-21=14. Adjust so that it meets the "wet bulb, °C" scale at 21, and note the point at which it intersects the 77 cm barometer line (first line right of heavy vertical line marked 76); the value of the humidity so obtained is 11.5 mm Hg. A computation from the psychrometric formula gives 11.486 mm Hg.

To determine the relative humidity, transfer the value of the pressure of water vapor obtained as described to the corresponding point on the central heavy vertical line representing standard barometric pressure (76 cm on the centigrade chart, 30 in. on that for Fahrenheit). Connect by straightedge this point and the point representing the dry-bulb temperature on the diagonal line marked "Dry Bulb." Extend the line to its intersection with the vertical line on the left, and read relative humidity on the inner left scale.

### EXAMPLE (Centigrade Chart)

Continuing the example started above, locate the point on the heavy vertical 76 cm barometer line which represents 11.5 mm Hg pressure of water vapor, and connect this point with the point at 35° C. near the middle of the diagonal line marked "Dry Bulb, °C." By extending this line to its intersection with the vertical line at the left, the value 27.2% relative humidity is obtained, reading the "Relative Humidity, percent" scale on the inner side of the left vertical line. Note that this scale reads from 0 at the top to 100 at the bottom. By computation, the relative humidity for the example selected is found to be 27.20%.

In obtaining the pressure of water vapor when the wet-bulb temperature is below freezing, the scale marked "Wet Bulb" is employed if the psychrometer was used with either supercooled water or a frozen wick. However, more accurate results can be obtained with an ice-coated thermometer, and the "Ice Bulb" scale (to the right of the "Wet Bulb" scale) is used in place of the "Wet Bulb" scale.

The Fahrenheit chart is based on Professor Ferrel's psychrometric formula, which is used in the United States Weather Bureau's Psychrometric Tables.<sup>1</sup> This formula is

$$e = e' - 0.000367P (t - t') \left( 1 + \frac{t' - 32}{1571} \right)$$

in which  $t$  and  $t'$  are the temperatures of the dry- and wet-bulb thermometers, in degrees Fahrenheit;  $P$  is the barometric pressure at the psychrometer, in inches of mercury;  $e'$  is the saturation pressure of water vapor in inches of mercury at the temperature  $t'$  of the wet bulb; and  $e$  is the atmospheric humidity in inches of mercury.

The centigrade chart is based on the analogous formula

$$e = e' - 0.000652P (t - t') (1 + 0.00102t')$$

in which  $P$ ,  $e'$ , and  $e$  are expressed in millimeters of mercury, and  $t$  and  $t'$  in degrees centigrade. The constants used in this formula are based on recent data,<sup>2,3</sup> which are believed to be more accurate, rather than on the values corresponding to those used by the United States Weather Bureau, and employed in constructing the Fahrenheit chart, which would be 0.000660 and 0.00115, respectively. The two charts will not agree exactly; however, the difference will obviously be of the order of the experimental error.

<sup>1</sup> Psychrometric Tables, W.B. No. 235, 10 cents.

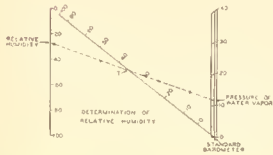
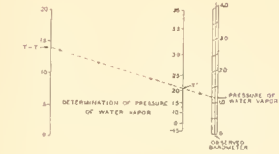
<sup>2</sup> Feuchtigkeitsmessung, by Dr. Hermann Bongards.

<sup>3</sup> Journal of the Washington Academy of Sciences, March 15, 1933.

DRY BULB MINUS WET BULB, °C.

20 10 0  
15 20 30 40 50 60 70 80 90 100

RELATIVE HUMIDITY, PERCENT



40

DRY BULB, °C.

WET BULB, °C.

ICE BULB, °C.

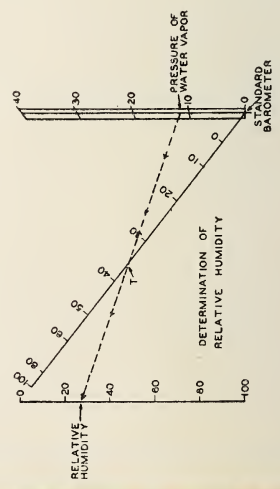
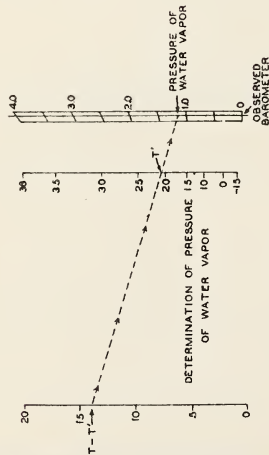
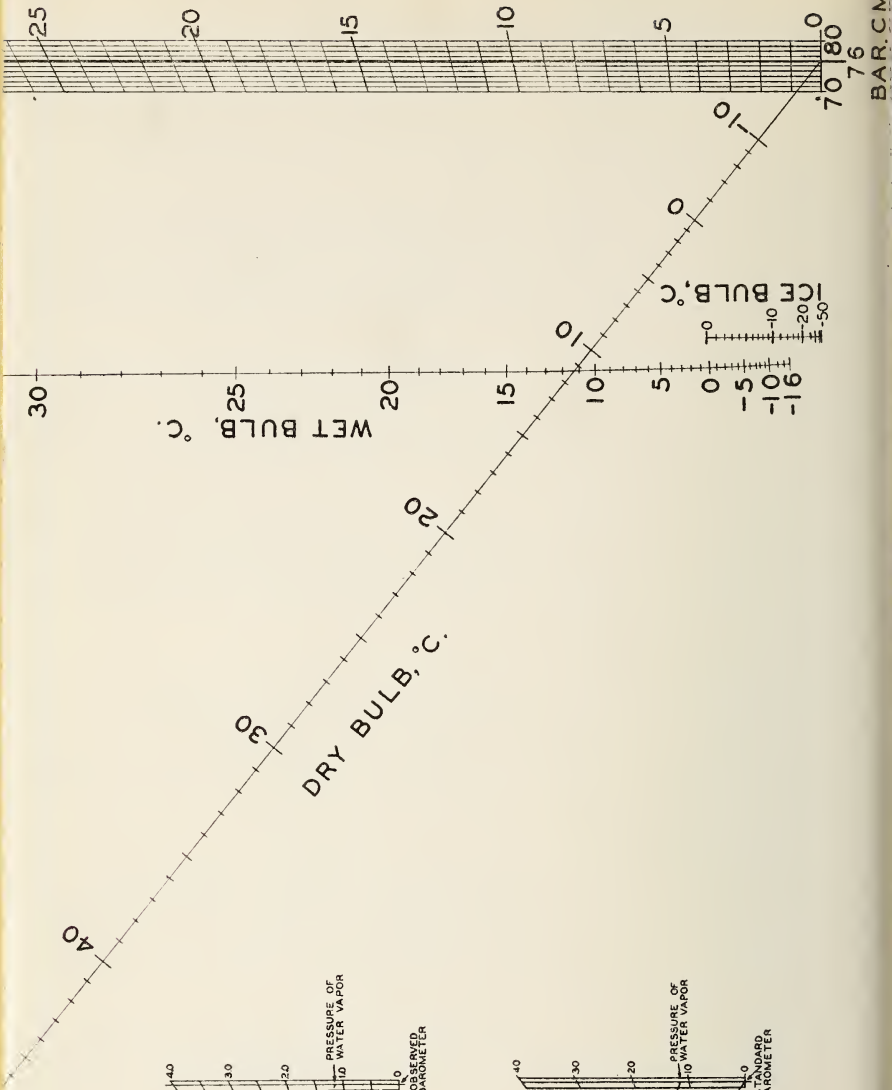
38 37 36 35 30 25 20 15 10 5 0 -10 -15 -16

PRESSURE OF WATER VAPOR, MM HG


70 180  
76  
BAR, CM



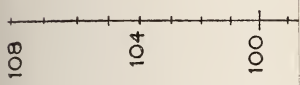
PRESSURE OF WATER VAPOR, M








2.0  
1.9  
1.8  
1.7  
1.6  
1.5




108

104

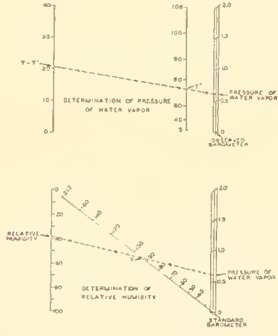
100



DRY BULB MINUS WET BULB °F



RELATIVE HUMIDITY, PERCENT



212

180

150

140

130

120

115

110

105

100

95

90

85

80

75

70

65

60

55

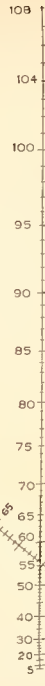
50

45


40

DRY BULB °F

WET BULB °F



PRESSURE OF WATER VAPOR, IN. HG



BAROMETER

28 31.5

30

